

**STATISTICS**  
2017

## Technical Sheet

**Title:** Statistics 2017

**Date:** May 2018

**Edition:** Universidade Eduardo Mondlane

**Technical Team:** Planning Office

### Graphic, Layout

**and Printing** Imprensa Universitária UEM:

**Printing:** 100 Copies

**Coverpage:** Imprensa Universitária UEM

**Address:** Universidade Eduardo Mondlane  
Planning Office  
Avenida Julius Nyerere, N°. 3453, Edifício da Rectoria, 1°. Andar, Maputo

**E - Mail:** [gplan@rei.uem.mz](mailto:gplan@rei.uem.mz)

**Website:** [www.plano.uem.mz](http://www.plano.uem.mz)

---

## Acknowledgements

The preparation of the bilingual publication “Statistics 2017,” of the Universidade Eduardo Mondlane (UEM), was made possible by the combined effort of various stakeholders in the process of collection, analysis and systematization of the official data of the UEM.

So I thank all who contributed directly or indirectly in preparing this document, without neglecting the selfless effort of all (academic and non-academic staff) who, individually or collectively, have made this publication possible.

Special thanks are addressed to the Office of Planning for the collection, analysis and systematization of data. Similarly, at Faculties, Schools and the Academic Registry, Pedagogic, Human Resources and Finance Directorates, to the joint collaboration provided with regard to the preparation and availability of data, analysis and revision.

Likewise, my gratitude is addressed to all those who made possible the development of the Universidade Eduardo Mondlane “Statistics 2017” publication.

Maputo, May 2018.

The Rector,

---

(Prof. Doutor Orlando António Quilambo)

## Introductory Note

The statistical data presented in this publication are an important element for the teaching, research and outreach and decision making, and is also an indispensable reference for planning and institutional management.

With this publication, which is also available online ([www.plano.uem.mz](http://www.plano.uem.mz)) it is intended to make accessible to the university community, partners of the institution – national and international – and public in general, data about offered courses, admissions, new arrivals, enrolled students, scholarships, graduates, academic and non-academic staff, overall budget and other useful statistical data referring to 2017 academic year.

All tables are presented in Portuguese and English languages, in order to allow greater dissemination of data to different users.

We hope that the information provided in this publication will be useful for all those who are interested and collaborating with Universidade Eduardo Mondlane.

Maputo, May 2018.

The Rector,

---

(Prof. Doutor Orlando António Quilambo)



## ÍNDICE

UEM NUMERICAL SUMMARY OF BASIC INDICATORS **Error! Bookmark not defined.**

2. OFFERSD COURSES OF LICENCIATURA, MASTERS AND DOCTORATE 17

3. Admission Process ..... **Error! Bookmark not defined.**

4. New Intakes Students ..... **Error! Bookmark not defined.**

5. POPULAtion of Students **Error! Bookmark not defined.**

6. Students With Scholarship **Error! Bookmark not defined.**

7. EGRAGRARIA .....68

8. Teaching Staff .....82

9. Tecnical and Admistractive Staff (CTA) .....88

10.Global Budget..... **Error! Bookmark not defined.**

Sources of Information ..... **Error! Bookmark not defined.**

## **UEM's GOVERNING BODY**

### **Rectorate**

Rector	Prof. Doutor Orlando António Quilambo
Academic Vice-Rector	Prof. Doutora Amália Uamusse
Vice-Rector for Administration and	Prof. Doutor Armindo Tiago

### **Main Offices**

Assets Administration and Institutional Development Directorate	Prof. Doutor António dos Santos Matos
Scientific Directorate	Prof. Doutor Bettencourt Preto Sebastião Capece; Currently: Prof. Doutor Emílio Tostão
Academic Registry Directorate	Prof. Doutor José Leopoldo Nhampossa
Cultural Directorate	Prof. Doutora Alda Maria Costa
Finances Directorate	dr. Estácio Rajá
University Press Directorate	dr. Diogo Xavier Arrone Mutemba
Infrastructure and Maintenance Directorate	Arqº. Vicente Joaquim
Logistic and Supply Directorate	dr. Pedro Marizane Pota
Campus Administration	Sr Joaquim Miguel
Human Resources Directorate	dra. Mafalda Mussengue
Documentation Services Directorate	Doutor Horácio Francisco Zimba
Social Services Directorate	Prof. dra. Dácia Augusto Correia
Internal Auditing Office	Dra Dulce Faife Tembe, until...; dr. Norberto Francisco Coutinho
Gabinete de Cooperação	Prof. Doutor Carlos Lucas; Currently: dr Manuel Guilherme Jr
Juridical Office	dr. Evélio Estevão Guilherme Banze

Planning Office	dr. Ezequiel Alfeu Abrahamo
Rector's Office	dr. Manuel João José Cabinda
Unity of Scientific Review	Prof. Doutora Aidate Abicinane Mussagy
Office for Academic Quality	Prof. Doutor Nelson Casimiro Zavale

### **Organic Unities**

#### **Faculties**

Faculty of Agronomy and Forestry Engineering	Prof.Doutor Tomás Fernando Chiconela; Currently, Prof. Doutor Luís João Artur
Faculty of Architecture and Physical Planning	João Teodósio Tique
Faculty of Sciences	Prof. Doutor Emílio Luís Mosse
Faculty of Law	Prof. Doutor Armando César Dimande
Faculty of Economics	Prof. Doutor Fernando Louzerno Augusto Carlos Lichucha
Faculty of Education	António Cipriano Parafino Gonçalves
Faculty of Engineering	Prof. Doutor Alexandre Charifo Ali
Faculty of Philosophy	Prof. Doutor Alberto João Ferreira
Faculty of Arts and Social Sciences	Prof. Doutor Cláudio Artur Mungói
Faculty of Medicine	Prof. Doutor Moshin Sidat
Faculty of Veterinary	Profª Doutora Catarina Tivane Nhampossa

### **Schools**

School of Communication and Arts	Prof. Doutor João Miguel
School of Hotel and Tourism	Dr. Emídio Samuel Nhantumbo
School of Entrepreneurship and Business	dr. Mário Alberto Jessen



School of Marine and Coastal Sciences	Prof. Doutor Fialho Paloge Nehama
School of Rural Development	Prof. Doutor Simião Gabriel Balane
School of Sport and Sciences	dra Maria de Lurdes Munguambe

### **Organic Unities**

#### **Centers<sup>1</sup>**

Gender Issues Coordination Center	dra. Gracinda André Mataveia
Biotechnology Center	Prof. Doutor Joaquim Osvaldo Saíde
Distance Learning Center	Prof. Doutora Nilsa Adelaide Issufo Enoque Pondja Cherinda
African Studies Center	Prof. Doutor Carlos Arnaldo
Environmental, Safety and Industrial Studies Center	Prof. Doutor Vasco José Gafa Júnior
Informatics Center	engº Francisco Chamango Mabila; Currently: Prof. Doutor Luís Neves Domingos
Communication and Marketing Center	Prof. Doutor Manuel Valente Mangue
Center of Regional Integration Law Studies of SADC	dr. Manuel Guilherme Júnior
Center for Studies in Policies and Agro-Food Programs	Prof. Doutor Emilio Tostão

---

<sup>1</sup> Centers that are directly in charge of UEM's Rector.

## **Archive, Museums and Fortress**

### **Archive**

Historic Archive of Mozambique   Prof. Doutor Joel Maurício das  
Neves Tembe

### **Museums and Fortress**

Natural History Museum   dra Lucília Conceição Chuquela  
Currency Museum   Prof. Doutora Alda Maria Costa  
Maputo Fortress   Prof. Doutora Alda Maria Costa

## Glossary

**Admission:** Student that passed the written exam to enter at Universidade Eduardo Mondlane.

**Candidate:** Person who has registered to write exam to study at Universidade Eduardo Mondlane.

**Enrolled Student:** Student Any enrolled student at Universidade Eduardo Mondlane even if he/ she is not registered in a specific semester/ academic year.

**Exemption of Fees:** Scholarship that the student does not pay fees himself/herself.

**Full Scholarship:** Scholarship that covers fees, accommodation and monthly allowance.

**Graduate Student:** A Student who completed the curricula and successfully defended his/her final course project, even if he/she does not attend the graduation ceremony.

**New Intake:** Any student who enters and is enrolled at Universidade

**Reduced Scholarship:** Scholarship that covers fees and monthly allowance.

**Registered Student:** Any student who have registered and attending at least one subject during a given semester.

**Scholarship Holder:** Student awarded any type of Scholarship.

**UNESCO Classification:** Concepts, definitions and classifications that provide a framework for the compilation and presentation of International Education Statistics and Indicators.

## **List of Abbreviations**

**CTA:** Technical and Administrative Staff

**E/C:** (EC): Evening Course

**F:** Female

**Foreig.:** Foreigner

**ISCED:** International Standard Classification of Education

**L:** *Licenciatura*

**F:** Male

**MTs/:** Mozambican Currency

**NES:** National Education System

**OGE:** Mozambican State Budget

**PPP:** Public-Private Partnership

**UEM:** Universidade Eduardo Mondlane

**USD:** American Currency (Dollar).

## 1. UEM NUMERICAL SUMMARY OF BASIC INDICATORS

Table 1.1 UEM's General basics Numerical Indicators

Description	Subtotal	Total
Numbers of Faculties, Schools and Centers		
Faculties	11	17
Schools	6	
Centers		
Centers	9	9
Numbers of New Intakes Students by Academic Degrees		
Licenciatura	4720	5098
Masters	351	
Doctorate	27	
Numbers of Enrolled Students by Academic Degrees		
Licenciatura	31579	34910
Masters	3229	
Doctorate	102	
Numbers of Graduate Students by Academic Degrees		
Licenciatura	1810	1876
Masters	63	
Doctorate	3	
Numbers of Mozambican Teaching Staff by Contractual Regime		
Mozambican Teaching Staff (Full-Time)	1256	1680
Mozambican Teaching Staff (Part-Time)	424	
Foreigner Teaching Staff by Contractual Regime		
Foreigner Teaching Staff (Full-Tife)	61	61
Foreigner Teaching Staff (Part-Time)	0	
Numbers of Mozambican and Foreigner Full-Time Teaching Staffs by AcademicDegrees		
Doctorate	396	1741
Masters	816	
Licenciatura	529	
Total Number of Teaching Staff at UEM		
Mozambican Teaching Staff (Full- Time + Part-Time)	1317	1741
Foreigner Teaching Staff (Full- Time + Part-Time)	424	
Numbers of Technical and Administrative Staff by Nationality and Contratual Regime		
Mozambicans (Full- Time)	2934	2934

Mozambicans (Part-Time)	0	
Foreigners (Full- Time)	0	
Foreigners (Part-Time)	0	

**Table 1.Basics Numerical Indicators for Students and Percetages**

Description	Number	Percetages
<b>Number of Candidates by Gender</b>		
Male	10586	51%
Female	10155	49%
<b>Total</b>	<b>20741</b>	<b>100%</b>
<b>Numbers of Admissions by Gender</b>		
Male	2821	58%
Female	2044	42%
<b>Total</b>	<b>4865</b>	<b>100%</b>
<b>Numbers of New Intakes by Gender</b>		
Male	21771	62%
Female	13139	38%
<b>Total</b>	<b>34910</b>	<b>100%</b>
<b>Numbers of Enrolled Students by Academic Degree and Gender</b>		
<b>Licenciatura</b>		
Male	19684	62%
Female	11894	38%
<b>Total</b>	<b>31578</b>	<b>100%</b>
<b>Masters</b>		
Male	2012	62%
Female	1218	38%
<b>Total</b>	<b>3230</b>	<b>100%</b>
<b>Doctorate</b>		
Male	75	74%
Female	27	26%
<b>Total</b>	<b>102</b>	<b>100%</b>
<b>Numbers of Graduate Students by AcademicDegrees</b>		
Licenciatura	1810	96%
Masters	63	3%
Doctorate	3	0%
<b>Total</b>	<b>1876</b>	<b>100%</b>
<b>Numbers of Students with Scholarship</b>		
Full Scholarship	429	23%

Reduced Scholarship	952	50%
Exemption fees	451	24%
Reduction fees	65	3%
	1897	100%

**Table 1.3 Basics Numerical Indicators for Teaching Staff**

Description	Number	Percentages
<b>Numbers of Teaching Staff by Gender</b>		
Male	1271	73%
Female	470	27%
<b>Total</b>	1741	100%
<b>Numbers of Teaching Staff by Nationality</b>		
Mozambicans	1680	96%
Foreigners	61	4%
<b>Total</b>	1741	100%
<b>Numbers of Teaching Staff by Contractual Regime</b>		
Full- time	1316	76%
Part-Time	425	24%
<b>Total</b>	1741	100%
<b>Numbers of Teaching Staff by Academic Degree</b>		
Licenciatura	529	30%
Master's	816	47%
Doctorate	396	23%
<b>Total</b>	1741	100%

**Table 1.4 Basic Numerical Indicators for Technical and Administrative Staff (*CTA*) and  
Percentages**

Description	Number	Percentages
<b>Number of <i>CTA</i> by Gender</b>		
Male	1691	58%
Female	1243	42%
Total	2934	100%
<b>Numbers of <i>CTA</i> by Nationality</b>		
Mozambican	2934	100%
Foreigner	0	0%
<b>Total</b>	<b>2934</b>	<b>100%</b>
<b>Numbers do <i>CTA</i> by Type and Contratual Regime</b>		
Full- Time	2934	100%
Part-Time	0	0%
<b>Total</b>	<b>2934</b>	<b>100%</b>
<b>Numbers of <i>CTA</i> by Qualification Degree</b>		
Elementary	652	22%
Basic	683	23%
Pre- University	949	32%
Bachelor	17	1%
Licenciatura	566	19%
Postgraduate	67	2%
<b>Total</b>	<b>2934</b>	<b>100%</b>



## 2. OFFERED LICENCIATURA COURSES, MASTERS AND DOCTORATE

**Table 2.1 Offered Licenciatura Courses by Faculty/School, Teaching Regime and Modality Teaching**

Order Number	Course	Faculty/ School	Teaching Regime	Modality Teaching
1	Agriculture Engineering	<b>Faculty of Agronomy and Forestry Engineering</b>	Regular Course	Presential Modality
2	Forestry Engineering		Regular Course	Presential Modality
3	Agro-Economics and Agrarian Extension		Regular Course	Presential Modality
4	Architecture and Physical Planning	<b>Faculty of Architecture and Physical Planning</b>	Regular Course	Presential Modality
5	Applied Biology	<b>Faculty of Sciences</b>	Regular Course	Presential Modality
6	Biology and Health		Regular Course	Presential Modality
7	Marine Biology, Aquatic and Coastal		Regular Course	Presential Modality
8	Biological Sciences		Regular Course	Presential Modality
9	Geographic Information Sciences		Regular Course; Evening Course	Presential Modality
10	Geological Mapping and Mineral Exploration		Regular Course	Presential Modality
11	Ecology and Conservation of Terrestrial Biodiversity		Regular Course	Presential Modality
12	Statistics		Regular Course; Evening Course	Presential Modality
13	Physics		Regular Course; Evening Course	Presential Modality
14	Applied Geology		Regular Course	Presential Modality
15	Informatics		Regular Course; Evening Course	Presential Modality
16	Mathematics		Regular Course	Presential Modality
17	Chemistry Environmental		Regular Course	Presential Modality
18	Industrial Chemistry		Regular Course	Presential Modality
19	Meteorology		Regular Course; Evening Course	Presential Modality
20	Chemistry		Regular Course	Presential Modality
21	Law	<b>Faculty of Law</b>	Regular Course; Evening Course	Presential Modality
22	Accounting and Finances	<b>Faculty of Economics</b>	Regular Course; Evening Course	Presential Modality
23	Economics		Regular Course; Evening Course	Presential Modality
24	Management		Regular Course;	Presential Modality

		Faculty of Education	Evening Course	
25	Business Management		Regular Course; Evening Course	Distance Learning
26	Development and Infant Education		Regular Course	Presential Modality
27	Environmental Education		Regular Course, Evening Course	Presential Modality
28	Psychology		Regular Course; Evening Course	
29	Psychology of Organizations		Regular Course; Evening Course	Presential Modality
30	Social and Community Psychology		Regular Course; Evening Course	Presential Modality
31	Social Psychology Special Educational Needs		Regular Course; Evening Course	Presential Modality
32	Organization and Management of Education		Regular Course; Evening Course	Presential Modality, Distance Learning
33	Languages Sign of Mozambique		Regular Course	Presential Modality
		Regular Course	Presential Modality	
34	Environmental Engineering	Faculty of Engineering	Regular Course; Evening Course	Presential Modality
35	Civil Engineering		Regular Course; Evening Course	Presential Modality
36	Electrical Engineering		Regular Course; Evening Course	Presential Modality
37	Electrical Engineering		Regular Course; Evening Course	Presential Modality
38	Informatics Engineering		Regular Course; Evening Course	Presential Modality
39	Chemical Engineering		Regular Course	Presential Modality
40	Management and Production Engineering		Evening Course	Presential Modality
41	Mechanical Engineering		Regular Course	Presential Modality
42	Philosophy	Faculty of Philosophy	Regular Course; Evening Course	Presential Modality
43	Public Administration	Faculty of Arts and Social Sciences	Regular Course, Evening Course	Presential Modality, Distance Learning
44	Anthropology		Regular Course; Evening Course	Presential Modality
45	Archaeology and Cultural Heritage Management		Regular Course	Presential Modality
46	Political Science		Regular Course; Evening Course	Presential Modality
47	French Teaching		Regular Course; Evening Course	Presential Modality
48	Bantu Languages Teaching		Regular Course; Evening Course	Presential Modality

49	English Teaching		Regular Course	Presential Modality
50	Portuguese Teaching		Regular Course; Evening Course	Presential Modality
51	Linguistics		Regular Course; Evening Course	Presential Modality
52	Mozambican Literature		Regular Course; Evening Course	Presential Modality
53	Linguistics and Literature		Regular Course; Evening Course	Presential Modality
54	Geography		Regular Course	Presential Modality
55	History		Regular Course; Evening Course	Presential Modality
56	Sociology		Regular Course; Evening Course	Presential Modality
57	Social Service		Regular Course; Evening Course	Presential Modality
58	Translation and Interpretation Portuguese / French		Regular Course; Evening Course	Presential Modality
59	Translation and Interpretation Portuguese / Inglisf		Regular Course; Evening Course	Presential Modality
60	Medicine	<b>Faculty of Medicine</b>	Regular Course	Presential Modality
61	Veterinary Medicine	<b>Faculty of Veterinary</b>	Regular Course	Presential Modality
62	Food Science and Technology		Regular Course	presecial
63	Animal Science and Technology			
64	Archivistic	<b>School of Communication and Arts</b>	Regular Course; Evening Course	Presential Modality
65	BibleotEconomic		Regular Course; Evening Course	Presential Modality
66	Marketing and Public Relations		Regular Course; Evening Course	Presential Modality
67	Journalism			
68	Information Science		Regular Course	Presential Modality
69	Theater		Regular Course	Presential Modality
70	Music		Regular Course	Presential Modality
71	Sport Sciences	<b>School of Sport Sciences</b>	Regular Course	Presential Modality
72	Marine Biology	<b>School of Marine and Coastal Sciences</b>	Regular Course	Presential Modality
73	Marine Geology		Regular Course	Presential Modality
74	Oceanography		Regular Course	Presential Modality
75	Marine Chemistry		Regular Course	Presential Modality
76	Agro- Processing	<b>School of Rural</b>	Regular Course	Presential Modality
77	Communication and Rural Extension		Regular Course	Presential Modality
78	Agrarian Economy		Regular Course	Presential Modality
79	Rural Engeneering		Regular Course	Presential Modality

80	Agro-Production	<b>Development</b>	Regular Course	Presential Modality
81	Animal-Production		Regular Course	Presential Modality
82	Fishery Production		Regular Course	Presential Modality
83	Tourism Entertainment	<b>School of Hotel and Tourism</b>	Regular Course	Presential Modality
84	Management		Regular Course; Evening Course	Presential Modality
85	Management of Touristics Market		Regular Course	Presential Modality
86	Tourist Information		Regular Course	Presential Modality
87	Hotel Management		Regular Course	Presential Modality
88	Tourism		Regular Course	Presential Modality
89	Commercial Agriculture	<b>School of Entrepreneuriship and Business</b>	Regular Course	Presential Modality
90	Agro- Business		Regular Course	Presential Modality
91	Commerce		Regular Course	Presential Modality
92	Finances		Regular Course; Evening Course	Presential Modality
93	Commercial Management		Regular Course	Presential Modality
94	Business Management		Regular Course; Evening Course	Presential Modality
95	Management and Leadership		Regular Course	Presential Modality

**Table 2.2 Offered Masters Courses by Faculty/School, Teaching Regime and Modality Teaching**

Order Number	Course	Faculty/School	Teaching Regime	Modality Teaching
1	Agrarian Economy	<b>Faculty of Agronomy and Forestry Engineering</b>	Evening Course	Presential Modality; Distance Learning
2	Agrarian Economy- Agro-Business Section		Evening Course	Presential Modality
3	Agrarian Economy- Analysis of Agrarian and Food Political Section		Evening Course	Presential Modality
4	Agrarian Economy- Economic of Natural Resours Section		Evening Course	Presential Modality
5	Agrarian Economy- Agrarian Markets Section		Evening Course	Presential Modality
6	Agrarian Education Sciences- Education Extesion		Evening Course	Presential Modality
7	Agrarian Education Science- Siviculture Section		Evening Course	Presential Modality
8	Agrarian Sciences		Evening Course	Distance Learning
9	Faunistics and Forestry		Evening Course	Presential Modality

	Resources Management			
10	Communication and Rural Transformation Section		Evening Course	Presential Modality
11	Rural Development		Evening Course	Presential Modality
12	Natural Resources Management		Evening Course	Presential Modality
13	Business Management		Evening Course	Presential Modality
14	Rural Development		Evening Course	Presential Modality
15	Soil and Water Management		Evening Course	Presential Modality
16	Management and Biodiversity Conservation		Evening Course	Presential Modality
17	Vegetal Protection		Evening Course	Presential Modality
18	Vegetal Production		Evening Course	Presential Modality
19	Technology and Utilization of Wood		Evening Course	Presential Modality
20	Planning and Informal Settlements Management	<b>Faculty of Architecture and Physical Planning</b>	Evening Course	Presential Modality; Distance Learning
21	Aquatic Biology Coastal Ecosystems	<b>Faculty of Sciences</b>	Evening Course	Presential Modality
22	Biotechnology		Evening Course	Presential Modality
23	Software Engineering		Evening Course	Presential Modality
24	Physics		Evening Course	Presential Modality
25	Hydric Resources and Geohidrology		Evening Course	Presential Modality
26	Information Systems		Evening Course	Presential Modality
27	Informatics		Evening Course	Presential Modality
28	Chemical and Processing Local Resources		Evening Course	Presential Modality
29	Juridical Sciences	<b>Faculty of Law</b>	Evening Course	Presential Modality
30	Juridical- Political Science		Evening Course	Presential Modality
31	Juridical-Economics Sciences		Evening Course	Presential Modality
32	Cooperation for Development		Evening Course	Presential Modality
33	International Trade Law		Evening Course	Presential Modality
34	Human Rights		Evening Course	Presential Modality
35	Petroleum and Gas Law		Evening Course	Presential Modality
36	Social Rights		Evening Course	Presential Modality
37	Administration and Management of		Evening Course	Presential Modality

	Education			
38	Instructional and Curriculum Development	<b>Faculty of Education</b>	Evening Course	Presential Modality
39	Adult Education		Evening Course	Presential Modality
40	Science and Mathematics Education		Evening Course	Presential Modality
41	Family and Community Therapy		Evening Course	Presential Modality
42	Languages Sign of Mozambique		Evening Course	Presential Modality
43	Higher Education Studies and Development		Evening Course	Presential Modality
44	Actuarial Sciences	<b>Faculty of Economics</b>	Evening Course	Presential Modality
45	Development Economics		Evening Course	Presential Modality
46	Master in Business Management		Evening Course	Presential Modality
47	Master in Policy Management		Evening Course	Presential Modality
48	Economical Politics		Evening Course	Presential Modality
49	Hydraulics and Hydro Resources	<b>Faculty of Engineering</b>	Evening Course	Presential Modality
50	Petroleum Engineering		Evening Course	Presential Modality
51	Hydrocarbons Processing Engineering		Evening Course	Presential Modality
52	Food Technology		Evening Course	Presential Modality
53	Philosophy	<b>Faculty of Philosophy</b>	Evening Course	Presential Modality
54	Sustainable Fisheries	<b>School of Marine and Coastal Sciences</b>	Evening Course	Presential Modality
55	Applied Oceanography		Evening Course	Presential Modality
56	Sustainable Aquaculture		Evening Course	Presential Modality
57	Communication and Cooperation for Development	<b>School of Communication and Arts</b>	Evening Course	Presential Modality
58	Governance and Public Administration	<b>Faculty of Arts and Social Sciences</b>	Evening Course	Presential Modality
59	Linguistics		Evening Course	Presential Modality
60	Portuguese Teaching as a Second Language		Evening Course	Presential Modality
61	Mozambique Southern Africa History		Evening Course	Presential Modality
62	Population and Development		Evening Course	Presential Modality
63	Sociology of Development		Evening Course	Presential Modality
64	Rural Sociology and Development		Evening Course	Presential Modality

	Management			
65	Public Health	<b>Faculty of Medicine</b>	Evening Course	Presential Modality;
66	Public Health		Evening Course	Distance Learning
67	Mental Health and Psycο-Interventions		Evening Course	Presential Modality
68	Field Epidemiology and Laboratory	<b>Faculty of Veterinary</b>	Evening Course	Presential Modality; Distance Learning
69	Preventive Veterinary Medicine		Evening Course	Presential Modality
70	Animal-Production		Evening Course	Presential Modality
71	Food Safety		Evening Course	Presential Modality

**Table 2.3 Offered Courses of Doctorate by Faculty/ Teaching Regime and Modality of Teaching**

Order Number	Course	Faculty	Teaching Regime	Modality of Teaching
1	Law	<b>Faculty of Law</b>	Evening Course	Presential Modality
2	Linguistics	<b>Faculty of Arts and Social Sciences</b>	Evening Course	Presential Modality
3	Development and Society		Evening Course	Presential Modality
4	Management	<b>Faculty of Economics</b>	Evening Course	Presential Modality
5	Economics		Evening Course	Presential Modality
6	Bioscience in Public Health	<b>Faculty of Medicine</b>	Evening Course	Presential Modality
7	Science and Technology Energy	<b>Faculty of Sciences</b>	Evening Course	Presential Modality

**2.4. Table 2.4 Summary of Courses by Academic Degrees**

Order Number	Academic Degree	Total of Courses
1	Licenciatura	<b>97</b>
2	Master's	<b>71</b>
3	Doctorate	<b>7</b>
<b>Total of Offered Courses at UEM</b>		<b>175</b>

### 3. Admission Process

#### 3.1 Offered Courses, Degree, Key Subjects and Requirements for Application

Faculty/School	Course	Degree	Key Subjects	Requirements for Application
<b>Faculty of Agronomy and Forestry Engineering</b>	Agriculture Engineering	L	Mathematics and Chemistry	12th B of National Education System (or equivalent)
	Forestry Engineering	L	Mathematics and Chemistry	12th B of National Education System (or equivalent)
	Agronomy and Agrarian Extension	L	Mathematics and Chemistry	12th B of National Education System (or equivalent)
<b>Faculty of Architecture and Physical Planning</b>	Architecture and Physical Planning	L	Mathematics and Draw	12th B of National Education System (or equivalent)
<b>Faculty of Sciences</b>	Applied Biology	L	Biology and Chemistry	12th B of National Education System (or equivalent)
	Biology and Health	L	Biology and Chemistry	12th B of National Education System (or equivalent)
	Marine Biology, Aquatic and Coastal	L	Biology and Chemistry	12th B of National Education System (or equivalent)
	Ecology and Conservation of Terrestrial Biodiversity	L	Biology and Chemistry	12th B of National Education System (or equivalent)
	Geographic Information Sciences	L	Mathematics and Physics	12th B of National Education System (or equivalent)
	Physics	L	Mathematics and Physics	12th B of National Education System (or equivalent)
	Geological Mapping and Mineral Exploration	L	Chemistry and Physics	12th B of National Education System (or equivalent) 12th B of National Education System (or equivalent)
			Chemistry and Mathematic	
			Chemistry and Geography	
	Applied Geology	L	Chemistry and Physics	12th B of National Education System (or equivalent) 12th B of National Education System (or equivalent)
		L	Chemistry and Mathematic	
		L	Chemistry and Geography	
	Informatics	L	Mathematics and Portuguese	12th B of National Education System (or equivalent)
	Chemistry	L	Mathematics and Chemistry	12th B of National Education System (or equivalent)
	Meteorology	L	Mathematics and Physics	12th B of National Education System (or equivalent)
	Mathematics	L	Mathematics and Portuguese	12th B of National Education System (or equivalent)
	Statistics	L	Mathematics and Portuguese	12th B of National Education System (or equivalent)



<b>Faculty of Law</b>	Law	L	Portuguese and History	12th B of National Education System (or equivalent)
<b>Faculty of Economics</b>	Economic	L	Portuguese and Mathematic	12th B of National Education System 12th B of National Education System (or equivalent) (or equivalent)
	Management	L	Portuguese and Mathematic	12th B of National Education System (or equivalent)
	Accounting and Finances	L	Portuguese and Mathematic	12th B of National Education System (or equivalent)
	Business Management	L	Portuguese and Mathematic	12th B of National Education System (or equivalent)
<b>Faculty of Education</b>	Development and Infant Education	L	Portuguese and Biology	12th B of National Education System (or equivalent)
	Environmental Education	L	Portuguese and Biology	12th B of National Education System (or equivalent)
			Portuguese II and Geography	
			Geography and Biology	
	Psychology of Organizations	L	Portuguese and Biology	12th B of National Education System (or equivalent)
	Social and Community Psychology	L	Portuguese and Biology	12th B of National Education System (or equivalent)
	Social Psychology - Special Educational Needs	L	Portuguese and Biology	12th B of National Education System (or equivalent)
	Organization and Management of Education	L	Portuguese II and History	12th B of National Education System (or equivalent)
	Languages Sign of Mozambique- Interpretation Section	L	Portuguese II and History	12th B of National Education System (or equivalent)
<b>Faculty of Engineering</b>	Languages Sign of Mozambique- Teaching section	L	Portuguese II and History	12th B of National Education System (or equivalent)
	Civil Engineering	L	Mathematics and Physics	12th B of National Education System (or equivalent)
	Electrical Engineering	L	Mathematics and Physics	12th B of National Education System (or equivalent)
	Electronic Engineering	L	Mathematics and Physics	12th B of National Education System (or equivalent)
	Informatics Engineering	L	Mathematics and Physics	12th B of National Education System (or equivalent)
	Environmental Engineering	L	Mathematics and Physics	12th B of National Education System (or equivalent)
	Mechanical Engineering	L	Mathematics and Physics	12th B of National Education System (or equivalent)
	Chemical Engineering	L	Mathematics and Physics	12th B of National Education System (or equivalent)
	Engineering and Industrial	L	Mathematics and Physics	12th B of National Education System (or equivalent)

	Management			
<b>School of Marine and Coastal Sciences</b>	Oceanography	L	Mathematics and Physics	12th B of National Education System (or equivalent)
	Marine Chemistry	L	Chemistry and Biology	12th B of National Education System (or equivalent)
	Marine Geology	L	Physicse Chemistry	12th B of National Education System (or equivalent)
			Physics and Mathematics	
	Marine Biology	L	Chemistry and Biology	12th B of National Education System (or equivalent)

<b>School of Hotel and Tourism</b>	Management of Touristics Market	L	Mathematicsd Geography	12th B of National Education System (or equivalent)
	Management	L	Portuguese and Mathematic	12th B of National Education System (or equivalent)
	Tourism Information	L	Portuguese Geography	12th B of National Education System (or equivalent)
	Tourism Entertainment	L	Portuguese and History	12th B of National Education System (or equivalent)
	Hotel Management	L	Mathematics and Geography	12th B of National Education System (or equivalent)
<b>School of Entrepreneurship and Business</b>	Finances	L	Portuguese and Mathematic	12th B of National Education System (or equivalent)
	Commerce	L	Portuguese and Mathematic	12th B of National Education System (or equivalent)
	Agro- Business	L	Portuguese and Mathematic	12th B of National Education System (or equivalent)
	Commercial Agriculture	L	Biology and Mathematics	12th B of National Education System (or equivalent)
	Management and	L	Portuguese and Mathematic	12th B of National Education System (or equivalent)
<b>School of Communication and Arts</b>	Journalism	L	Portuguese and History	12th B of National Education System (or equivalent)
	Information Science	L	Portuguese and History	12th B of National Education System (or equivalent)
		L	Portuguese I and Mathematics	
	Theater	L	Written Test and Practice of Theater	12th B of National Education System (or equivalent)
	Music	L	Written Test and Practice Music	12th B of National Education System (or equivalent)

12th B of National Education System (or equivalent)

(be cont.)

Faculty/School	Course	Degree	Key Subject	Requirements for Application
School of Rural Development	Agro- Processing	L	Portuguese and Mathematic	12th B of National Education System (or equivalent)
	Communication and Rural Extension	L	Portuguese and Mathematic	12th B of National Education System (or equivalent)
	Agrarian Economy	L	Mathematics and Geography	12th B of National Education System (or equivalent)
	Rural Engineering	L	Physics and Mathematic	12th B of National Education System (or equivalent)
School of Sport Sciences	Sport Sciences	L	Portuguese	12th B of National Education System (or equivalent)
			Biology	
			Fitness	
Faculty of Philosophy	Philosophy -	L	Portuguese I and Philosophy	12th B of National Education System (or equivalent)
			Portuguese and History	
	Philosophy - (EC)	L	Portuguese I and Philosophy	
			Portuguese and History	
Faculty of Arts and Social Sciences	Geography	L	Geography and History	12th B of National Education System (or equivalent)
			Geography and Mathematics	
	History	L	Portuguese and History	12th B of National Education System (or equivalent)
	Linguistics	L	Portuguese and History	12th B of National Education System (or equivalent) 12th B of National Education System (or equivalent)
	Mozambican Literature	L	Portuguese and History	12th B of National Education System (or equivalent)
	Linguistic and Literature	L	Portuguese and History	12th B of National Education System (or equivalent)
	Bantu Languages Teaching	L	Portuguese I and Sociolinguistics Inquiry	12th B of National Education System (or equivalent)
	French Teaching	L	Portuguese I and Francf	12th B of National Education System (or equivalent)
	English Teaching	L	Portuguese I and English	12th B of National Education System (or equivalent)
	Portuguese Teaching	L	Portuguese and History	12th B of National Education System (or equivalent)
	Translation (Portuguese /French)	L	Portuguese I and French	12th B of National Education System (or equivalent)
	Translation (Portuguese / English)	L	Portuguese I and French	12th B of National Education System (or equivalent)
	Public Amination	L	Portuguese and History	12th B of National

				Education System (or equivalent)
	Anthropology	L	Portuguese and History	12th B of National Education System (or equivalent)
	Arqueology and Cultural Heritage Management	L	Geography and History	12th B of National Education System (or equivalent)
	Political Science	L	Portuguese and History	12th B of National Education System (or equivalent)
	Sociology	L	Portuguese and History	12th B of National Education System (or equivalent)
	Social Service	L	Portuguese and History	12th B of National Education System (or equivalent)
<b>Faculty of Medicine</b>	Medicine	L	Biology and Chemistry	12th B of National Education System (or equivalent)
<b>Faculty of Veterinary</b>	Medicine Veterinária	L	Biology and Chemistry	12th B of National Education System (or equivalent)

**L:** Licenciatura

**SNE:** National Education System

**Table 3.2 Numbers of Candidates by Faculty/ School, Course, Degree, Vacancies and Gender**

Faculty/School	Course	Vacancies	Gender		
			F	M	Total
<b>Faculty of Agronomy and Forestry Engineering</b>	Agriculture Engineering	60	148	188	336
	Forestry Engineering	30	33	51	84
	Agro-Economics and Agrarian Extension	30	18	25	43
	<b>Sub-total</b>	<b>120</b>	199	264	463
<b>Faculty of Architecture and Physical Planning</b>	Architecture and Physical Planning	35	98	263	361
	<b>Sub-total</b>	<b>35</b>	98	263	361
<b>Faculty of Sciences</b>	Applied Biology	25	59	32	91
	Biology and Health	30	190	81	271
	Marine Biology, Aquatic and Coastal	25	24	14	38
	Geographic Information Sciences	30	40	44	84
	Geographic Information Sciences (EC)	60	12	15	27
	Geological Mapping and Mineral	20	22	28	50
	Ecology and Conservation of Terrestrial Biodiversity	25	10	7	17
	Statistics	30	33	75	108
	Statistics (EC)	60	18	28	46
	Physics	30	5	39	44
	Physics (EC)	30	0	7	7
	Applied Geology	20	71	82	153
	Informatics	30	40	237	277
	Informatics (EC)	60	12	103	115
	Mathematics	35	13	61	74
	Meteorology	30	9	11	20

	Meteorology (EC)	30	0	3	3
	Environmental Chemistry	25	6	4	10
	Production	25	26	62	88
	<b>Sub-total</b>	<b>620</b>	<b>590</b>	<b>933</b>	<b>1523</b>
<b>Faculty of Law</b>	Law	70	861	548	1409
	Law (EC)	70	205	206	411
	<b>Sub-total</b>	<b>140</b>	<b>1066</b>	<b>754</b>	<b>1820</b>
<b>Faculty of Economics</b>	Accounting and Finances	50	647	515	1162
	Accounting and Finances (EC)	50	237	270	507
	Economics	50	437	352	789
	Economics (EC)	50	80	150	230
	Management	50	328	219	547
	Management (EC)	50	103	89	192
	Management of Business -Distance Learning	60	24	68	92
	<b>Sub-total</b>	<b>360</b>	<b>1856</b>	<b>1663</b>	<b>3519</b>
<b>Faculty of Education</b>	Development and Infant Education	40	73	14	87
	Environmental Education	40	118	65	183
	Environmental Education (EC)	30	26	18	44
	Psychology of Organizations	40	159	43	202
	Psychology of Organizations (EC)	30	67	22	89
	Social and Community Psychology	40	116	31	147
	Social and Community Psychology (EC)	30	37	11	48
	Psychology – Special Educational Needs	40	80	18	98
	Psychology -Special Educational Needs(EC)	30	28	7	35
	Organization and Management of Education	40	56	20	76
	Organization and Management of Education ( Distance Learning)	60	64	77	141
	Organizations and Management Education (EC)	30	13	7	20
	Languages Sign of Mozambique, Teaching Section	35	18	9	27
	<b>Sub-total</b>	<b>485</b>	<b>855</b>	<b>342</b>	<b>1197</b>
<b>Faculty of Engineering</b>	Environmental Engineering	40	83	55	138
	Environmental Engineering (EC)	50	10	10	20
	Civil Engineering	40	170	600	770
	Civil Engineering (EC) )	50	7	98	105
	Electrical Engineering	40	64	478	542
	Electrical Engineering (EC)	50	13	67	80
	Electrical Engineering	30	74	380	454
	Electrical Engineering (EC)	50	9	43	52
	Informatics Engineering	30	93	600	693
	Informatics Engineering (EC)	50	10	90	100
	Mechanical Engineering	40	57	388	445
	Chemical Engineering	40	111	146	257
	Engineering and Production Management (EC)	40	10	23	33
	<b>Sub-total</b>	<b>550</b>	<b>711</b>	<b>2978</b>	<b>3689</b>
<b>Faculty of Philosophy</b>	Philosophy	60	46	89	135
	Philosophy( (EC)	80	7	13	20
	<b>Sub-total</b>	<b>140</b>	<b>53</b>	<b>102</b>	<b>155</b>

<b>Faculty of Arts and Social Sciences</b>	Public Administration	50	595	324	919
	Public Administration (EC)	35	176	111	287
	Public Administration- Distance Learning	400	202	248	450
	Anthropology	25	6	4	10
	Archaeology and Cultural Heritage Management	25	7	11	18
	Political Science	50	99	79	178
	Political Science (EC)	35	25	33	58
	French Teaching	30	45	36	81
	French Teaching (EC)	35	3	5	8
	Chinese Language, Culture and Literature	30	23	49	72
	English Teaching	30	77	243	320
	English Teaching (EC)	35	30	51	81
	Linguistics	30	12	7	19
	Linguistics (EC)	35	1	7	8
	Mozambican Literature	30	10	1	11
	Mozambican Literature (EC)	35	7	0	7
	Bantu Languages Teaching	30	15	12	27
	Portuguese Teaching	30	89	33	122
	Portuguese Teaching (EC )	35	22	4	26
	Geography	50	36	51	87
	Geography (EC)	50	6	12	18
	History	35	27	51	78
	History (EC)	35	10	10	20
	Sociology	30	118	64	182
	Sociology (EC)	50	56	25	81
	Social Service	30	101	36	137
	Translation and Interpretation English/ Portuguese	30	46	94	140
	Translation and Interpretation Portuguese / English (EC)	35	17	39	56
	Translation and Interpretation Portuguese /French	30	6	8	14
	Translat e Interpertação Portuguese /French (EC)	35	1	2	3
	<b>Sub-total</b>	<b>1415</b>	<b>1868</b>	<b>1650</b>	<b>3518</b>
<b>School of Communication and Arts</b>	Archivistics	25	21	10	31
	Archivistics ( (EC))	40	17	14	31
	Library Sciences	25	23	7	30
	Library Sciences (EC)	40	5	1	6
	Journalism	25	215	86	301
	Journalism (EC)	40	42	8	50
	Marketing and Public Relations	25	187	103	290
	Marketing and Public Relations (EC)	40	73	79	152
	Theater	25	8	6	14
	Music	25	15	33	48
	<b>Sub-total</b>	<b>310</b>	<b>606</b>	<b>347</b>	<b>953</b>
<b>School of Sport Sciences</b>	Sport Sciences	30	11	36	47
	<b>Sub-total</b>	<b>30</b>	<b>11</b>	<b>36</b>	<b>47</b>
<b>School of Hotel and Tourism</b>	Tourism Entertainment	40	19	17	36
	Management	60	32	21	53

	Tourism Market	40	14	8	22
	Management and Hotel	40	38	24	62
	Tourism Information	40	18	9	27
	<b>Sub-total</b>	<b>220</b>	<b>121</b>	<b>79</b>	<b>200</b>
<b>School of Entrepreneurship and Business</b>	Commercial Agriculture	30	12	9	21
	Agro-Business	30	21	21	42
	Finances	30	80	59	139
	Finances (EC)	40	6	5	11
	Commercial Management	30	18	7	25
	Business Management	30	62	44	106
	Business Management (EC)	40	7	16	23
	<b>Sub-total</b>	<b>230</b>	<b>206</b>	<b>161</b>	<b>367</b>
<b>School of Rural Development</b>	Agro- Processing	40	14	10	24
	Communication and Rural Extension	40	13	21	34
	Agrarian Economy	40	48	30	78
	Rural Engineering	40	14	20	34
	Agro-Production	40	8	5	13
	Animal-Production	40	18	4	22
	Fishery Production	40	5	4	9
	<b>Sub-total</b>	<b>280</b>	<b>120</b>	<b>94</b>	<b>214</b>
<b>School of Marine and Coastal Sciences</b>	Marine Biology	40	20	22	42
	Oceanography	40	2	12	14
	Marine Chemistry	40	4	10	14
	Marine Geology	40	4	6	10
	<b>Sub-total</b>	<b>160</b>	<b>30</b>	<b>50</b>	<b>80</b>
<b>Faculty of Medicine</b>	Medicine	70	1664	823	2487
	<b>Sub-total</b>	<b>70</b>	<b>1664</b>	<b>823</b>	<b>2487</b>
<b>Faculty of Veterinary</b>	Veterinary Medicine	40	42	28	70
	Food Technology	30	52	13	65
	Animal Technology	30	7	6	13
	<b>Sub-total</b>	<b>100</b>	<b>101</b>	<b>47</b>	<b>148</b>
<b>Grand Total</b>		<b>5265</b>	<b>10155</b>	<b>10586</b>	<b>20741</b>

**Table 3.3 Numbers of Candidates by Province of Application, Gender and Age Groups**

Province	Age Groups																												Total				
	[17:20[			[20:25[			[25:30[			[30:35[			[35:40[			[40:45[			[45:50[			[50:55[			[55:60[			No Infor.					
	M	F	MF	M	F	MF	M	F	MF	M	F	MF	M	F	MF	M	F	MF	M	F	MF	M	F	MF	M	F	MF	M	F	MF			
MPT	2039	3064	5103	3158	2993	6151	1143	958	2101	517	454	971	282	227	509	105	69	174	34	29	63	14	9	23	9	6	15	18	14	32	7319	7823	15142
GZ	193	301	494	334	232	566	77	49	126	44	22	66	13	8	21	8	6	14	0	0	0	0	1	1	0	0	0	4	3	7	673	622	1295
INH	212	302	514	237	203	440	65	58	123	27	22	49	16	12	28	7	1	8	2	3	5	1	0	1	0	0	0	2	0	2	569	601	1170
SF	181	148	329	269	83	352	34	8	42	10	2	12	3	1	4	1	0	1	2	0	2	0	0	0	0	1	1	5	2	7	505	245	750
MN	121	85	206	144	40	184	22	9	31	8	1	9	2	2	4	0	0	0	0	0	0	0	0	0	0	0	0	0	0	0	297	137	434
TT	45	49	94	54	12	66	11	4	15	5	3	8	1	0	1	0	0	0	0	0	0	0	0	0	0	0	0	2	0	2	118	68	186
ZMB	171	125	296	234	74	308	40	24	64	29	11	40	11	4	15	3	1	4	0	1	1	1	0	1	0	0	0	2	3	5	491	243	734
NPL	118	136	254	182	86	268	28	14	42	6	5	11	2	0	2	0	1	1	0	0	0	1	0	1	0	0	0	1	0	1	338	242	580
CD	24	50	74	82	35	117	24	6	30	11	1	12	2	1	3	2	0	2	0	0	0	0	0	0	0	0	0	0	0	0	145	93	238
NSS	43	47	90	50	14	64	15	2	17	11	7	18	5	7	12	2	2	4	5	2	7	0	0	0	0	0	0	0	0	0	131	81	212
Total	3147	4307	7454	4744	3772	8516	1459	1132	2591	668	528	1196	337	262	599	128	80	208	43	35	78	17	10	27	9	7	16	34	22	56	10586	10155	20741

**MPT**-Maputo, **GZ**-Gaza, **INH**-Inhambane **SF**-Sofala, **MN**-Manica **TT**-Tete, **ZMB**-Zambézia **NP**-Nampula, **CD**-Cabo Delg, **NSS**-Niassa.  
**M**-Male, **F**- Female, **MF**- Male and Female.



Table 3.4 Licenciatura Courses: Numbers of Admission by Faculty/School, Course and Gender

Faculty/School	Course	Gender		Total
		F	M	
Faculty of Agronomy and Forestry Engineering	Agriculture Engineering	21	39	60
	Forestry Engineering	11	19	30
	Agro-Economics and Agrarian Extension	14	16	30
Sub-total		46	74	120
Faculty of Architecture and Physical Planning	Architecture and Physical Planning	8	27	35
	Sub-total	8	27	35
Faculty of Sciences	Applied Biology	13	12	25
	Biology and Health	14	16	30
	Marine Biology, Aquatic and Coastal	11	14	25
	Geographic Information Sciences	9	21	30
	Geographic Information Sciences (EC)	22	38	60
	Geological Mapping and Mineral Exploration	7	13	20
	Ecology and Conservation of Terrestrial Biodiversity	16	9	25
	Statistics	9	21	30
	Statistics (EC)	20	40	60
	Physics	3	27	30
	Physics (EC)	0	15	15
	Applied Geology	5	15	20
	Informatics	3	27	30
	Informatics (EC)	9	51	60
	Mathematics	7	28	35
	Meteorology	1	29	30
	Meteorology (EC)	2	13	15
	Environmental Chemistry	12	13	25
	Industrial Chemistry	6	19	25
Sub-total		169	421	590
Faculty of Law	Law	33	43	76
	Law (EC)	20	44	64
Sub-total		53	87	140
Faculty of Economics	Accounting and Finances	21	30	51
	Accounting and Finances (EC)	19	31	50
	Economy	22	28	50
	Economy (EC)	15	35	50
	Management	27	23	50
	Management (EC)	24	26	50
	Business Management - Distance Learning	13	47	60
Sub-total		141	220	361
Faculty of Education	Development and Infant Education	34	6	40
	Organization and Education Management	27	13	40

	Organization and Education Management (EC)	20	10	30
	Organization and Education Management -Distance Learning	16	44	60
	Environmental Education	24	16	40
	Environmental Education (EC)	19	11	30
	Sign Languages of Mozambique (Interpretation Section).	23	12	35
	Sign Languages of Mozambique ( Teaching Section)	23	7	30
	Psychology of Organizations	31	9	40
	Psychology of Organizations (EC)	22	8	30
	School Psycology -Special Educational Needs	32	8	40
	School Psycology - Special Educational Needs (EC)			0
	Social and Community Psychology	31	9	40
	Social and Community Psychology (EC)	22	8	30
Sub-total		<b>324</b>	<b>161</b>	<b>485</b>
<b>Faculty of Engineering</b>	Environmental Engineering	12	25	37
	Environmental Engineering (EC)	13	30	43
	Civil Engineering	5	35	40
	Civil Engineering (EC)	1	49	50
	Electrical Engineering	4	36	40
	Electrical Engineering (EC)	8	42	50
	Electrical Engineering	2	28	30
	Electrical Engineering (EC)	4	48	52
	Informatics Engineering	5	25	30
	Informatics Engineering (EC)	6	44	50
	Mechanical Engineering	3	37	40
	Chemical Engineering	10	30	40
	Management and Production Engineering (EC)	12	28	40
Sub-total		<b>85</b>	<b>457</b>	<b>542</b>
<b>Faculty of Philosophy</b>	Philosophy	18	42	60
	Philosophy( (EC))	16	26	42
Sub-total		<b>34</b>	<b>68</b>	<b>102</b>
<b>Faculty of Arts and Social Sciences</b>	Public Administration	29	21	50
	Public Administration (EC)	15	20	35
	Public Administration -Distance Learning	146	207	353
	Anthropology	15	10	25
	Archaeology and Cultural Heritage Management	10	14	24
	Political Science	19	31	50
	Political Science (EC)	9	26	35
	French Teaching	14	16	30
	French Teaching (EC)	8	6	14
	Chinese Language, Culture and Literature	12	18	30
	Bantu Languages Teaching	16	14	30
	English Teaching	1	29	30

	English Teaching (EC)	8	27	35
	Linguistics	14	16	30
	Linguistics (EC)	10	11	21
	Mozambican Literature	21	8	29
	Mozambican Literature (EC)	12	3	15
	Portuguese Teaching	16	14	30
	Portuguese Teaching (EC) )	22	13	35
	Geography	15	35	50
	Geography (EC)	12	16	28
	History	8	27	35
	History (EC)	17	18	35
	Sociology	39	21	60
	Sociology (EC)	30	20	50
	Social Service			0
	Translation and Interpretation English/Portuguese	5	25	30
	Translation and Interpretation Portuguese /English (EC)	7	28	35
	Translation and Interpretation Portuguese /French	18	12	30
	Translation and Interpretation Portuguese /French (EC)	2	2	4
	<b>Sub-total</b>	<b>550</b>	<b>708</b>	<b>1258</b>
<b>School of Communication and Arts</b>	Archivistics	17	8	25
	Archivistics	23	11	34
	Library	18	7	25
	Library (EC)	18	8	26
	Marketing and Public Relations	15	11	26
	Marketing and Public Relations (EC)	18	22	40
	Journalism	12	13	25
	Journalism (EC)	21	19	40
	Theater	9	6	15
	Music	8	17	25
	<b>Sub-total</b>	<b>159</b>	<b>122</b>	<b>281</b>
<b>School of Sport Sciences</b>	Sport Sciences	6	24	30
	<b>Sub-total</b>	<b>6</b>	<b>24</b>	<b>30</b>
<b>School of Hotel and Tourism</b>	Tourism and Entertainment	19	21	40
	Management (EC)	31	22	53
	Management of Touristics Market	18	17	35
	Hotel Management	26	14	40
	Tourist Information	25	15	40
	<b>Sub-total</b>	<b>119</b>	<b>89</b>	<b>208</b>
<b>School of Entrepreneurship and Business</b>	Agriculture	15	12	27
	Agro-Business	17	13	30

	Finances	16	14	30
	Finances (EC)	8	4	12
	Commercial Management	19	11	30
	Business Management	13	17	30
	Business Management (EC)	11	17	28
	<b>Sub-total</b>	<b>99</b>	<b>88</b>	<b>187</b>
<b>School of Rural Development</b>	Agro- Processing	18	22	40
	Communication and Rural Extension	22	18	40
	Agrarian Economy	22	18	40
	Rural Engineering	10	28	38
	Fishery Production	8	4	12
	Agro-Production	10	8	18
	Animal-Production	27	13	40
	<b>Sub-total</b>	<b>117</b>	<b>111</b>	<b>228</b>
<b>School of Marine and Coastal Sciences</b>	Marine Biology	20	20	40
	Oceanography	5	32	37
	Marine Chemistry	13	21	34
	Marine Geology	6	11	17
	<b>Sub-total</b>	<b>44</b>	<b>84</b>	<b>128</b>
<b>Faculty of Medicine</b>	Veterinary Medicine	36	34	70
	<b>Sub-total</b>	<b>36</b>	<b>34</b>	<b>70</b>
<b>Faculty of Veterinary</b>	Veterinary Medicine	18	22	40
	Animal Technology Sciences	20	10	30
	Science and Food Technology	16	14	30
	<b>Sub-total</b>	<b>54</b>	<b>46</b>	<b>100</b>
				0
<b>Grand Total</b>		<b>2044</b>	<b>2821</b>	<b>4865</b>

**Table 3.5 Number of Admission/Province of Application and Gender**

Province	Gender		
	Male	Female	Total
Cabo Delgado	2	6	8
Niassa	1	10	11
Nampula	5	9	14
Manica	18	20	38
Tete	26	57	83
Zambézia	18	20	38
Sofala	148	272	420
Gaza	762	1207	1969
Inhambane	290	455	745
Maputo	707	629	1336

## 4. STUDENT POPULATION

### 4.1 New Intakes Students

Table 4.1. 1 Licenciatura Courses: Numbers of New Intakes Students by Faculty /School, Course

Faculty/School	Course			Total
		M	F	
<b>School of Communication and Arts</b>	Archivistic	9	18	27
	Archivistic - (EC)	13	22	35
	Library	6	17	23
	Library - (EC)	10	17	27
	Journalism	15	14	29
	Journalism (EC)	19	18	37
	Marketing and Public Relations	13	16	29
	Marketing and Public Relations - (EC)	21	17	38
	Music	18	8	26
	Theater	6	8	14
Sub-total		130	155	285
<b>School of Sport Sciences</b>	Sport Sciences	23	5	28
Sub-total		23	5	28
<b>School of Marine and Coastal Sciences</b>	Marine Biology	16	14	30
	Oceanography	24	3	27
	Marine Chemistry	17	12	29
	Marine Geology	18	9	27
Sub-total		75	38	113
<b>School of Rural Development</b>	Agro- Processing	16	14	30
	Communication and Rural Extension	16	14	30
	Agrarial Economic	19	19	38
	Rural Engineering	22	12	34
	Agro-Production	11	11	22
	Animal-Production	5	23	28
	Fishery Production	10	10	20
Sub-total		99	103	202
<b>School of Hotel and Tourism</b>	Tourism Entertainment	18	17	35
	Management - (EC)	14	20	34
	Management of Touristics Market	14	13	27
	Hotel Management	16	22	38
	Touristic Information	10	16	26
Sub-total		72	88	160
<b>School of Entrepreneurship and Business</b>	Commercial Agriculture	11	14	25
	Agro-Business	14	15	29
	Finances	14	19	33
	Finances (EC)	4	6	10

	Commercial Management	11	19	30
	Business Management	15	15	30
	Business Management (EC)	6	7	13
Sub-total		75	95	170
<b>Faculty of Agronomy and Forestry Engineering</b>	Agro-Economics and Agrarian Extension	18	14	32
	Forestry Engineering	40	23	63
	Forestry Engineering	17	10	27
Sub-total		75	47	122
<b>Faculty of Architecture and Physical Planning</b>	Architecture and Physical Planning	27	8	35
Sub-total		27	8	35
<b>Faculty of Sciences</b>	Applied Biology	11	10	21
	Health Biology	12	13	25
	Marine Biology, Aquatic and Coastal	14	12	26
	Geological Mapping and Mineral Exploration	13	10	23
	Geographic Information Sciences	17	9	26
	Geographic Information Sciences (EC)	33	18	51
	Ecology and Conservation of Terrestrial Biodiversity	8	14	22
	Statistics	22	10	32
	Statistics (EC)	39	21	60
	Physics	24	2	26
	Physics- (EC)	11	1	12
	Applied Geology	15	7	22
	Informatics	24	4	28
	Informatics (EC)	46	11	57
	Mathematic	25	9	34
	Meteorology	21	4	25
	Meteorology - (EC)	14	0	14
	Environmental Chemistry	13	13	26
	Industrial Chemistry	19	8	27
Sub-total		381	176	557
<b>Faculty of Law</b>	Law	40	38	78
	Law (EC)	52	21	73
Sub-total		92	59	151
<b>Faculty of Economics</b>	Accounting and Finances	33	26	59
	Accounting and Finances (EC)	28	20	48
	Economics	31	22	53
	Economics (EC)	32	19	51
	Management	25	29	54
	Management (EC)	29	22	51
	Business Management - Distance Learning	50	14	64
Sub-total		228	152	380
<b>Faculty of Education</b>	Development and Infant Education	6	34	40

	Environmental Education	14	26	40
	Environmental Education (EC)	8	15	23
	Languages Sign of Mozambique – Teaching Section	11	21	32
	Organization and Education Management	13	27	40
	Organization and Education Management (EC)	7	19	26
	Organization and Education Management - Distance Learning	48	19	67
	Psychology of Organizations	10	29	39
	Psychology of Organizations (EC)	7	24	31
	School Psychology- Special Educational Needs Section	11	31	42
	School Psychology- Special Educational Needs Section (EC)	7	22	29
	Social and Community Psychology	8	37	45
	Social and Community Psychology (EC)	8	20	28
	<b>Sub-total</b>	<b>158</b>	<b>324</b>	<b>482</b>
<b>Faculty of Engineering</b>	Civil Engineering	43	6	49
	Civil Engineering (EC)	43	0	43
	Environmental Engineering	23	15	38
	Environmental Engineering - (EC)	27	11	38
	Engineering of Industrial Management- (EC)	23	11	34
	Electrical Engineering	42	3	45
	Electrical Engineering (EC)	40	6	46
	Electronic Engineering	27	3	30
	Electrical Engineering(EC)	38	4	42
	Informatics Engineering	27	5	32
	Informatics Engineering - (EC)	41	6	47
	Mechanical Engineering	38	3	41
	Chemical Engineering	30	12	42
	<b>Sub-total</b>	<b>442</b>	<b>85</b>	<b>527</b>
<b>Faculty of Philosophy</b>	Philosophy	42	14	56
	Philosophy (EC)	31	19	50
	<b>Sub-total</b>	<b>73</b>	<b>33</b>	<b>106</b>
<b>Faculty of Arts and Social Sciences</b>	Public Administration	30	25	55
	Public Administration (EC)	21	16	37
	Public Administration- Distance Learning	195	123	318
	Anthropology	11	16	27
	Archaeology and Cultural Heritage Management	15	9	24
	Political Science	28	18	46
	Political Science (EC)	26	7	33
	Chinese Language, Culture and Literature	19	11	30
	French Teaching	15	13	28



	French Teaching (EC)	12	8	20
	English Teaching	28	2	30
	English Teaching (EC)	24	9	33
	Bantu Languages Teaching	11	17	28
	Portuguese Teaching	14	19	33
	Portuguese Teaching (EC)	14	21	35
	Geography	40	15	55
	Geography (EC)	15	11	26
	History	27	10	37
	History (EC)	19	14	33
	Linguistics	15	15	30
	Linguistics (EC)	13	9	22
	Mozambican Literature	7	16	23
	Mozambican Literature (EC)	7	13	20
	Social Service	11	19	30
	Sociology	13	17	30
	Sociology (EC)	23	26	49
	Translation Portuguese /French	12	15	27
	Translation English/ Portuguese	25	7	32
	Translation English/ Portuguese (EC)	26	9	35
Sub-total		716	510	1226
Faculty of Medicine	Medicine	45	40	85
Sub-total		45	40	85
Faculty of Veterinary	Science and Animal Technology	14	13	27
	Food Science and Technology	8	21	29
	Veterinary Medicine	19	16	35
Sub-total		41	50	91
Grand Total		2752	1968	4720

Table 4.1.2 Masters Courses: Number of News Intakes Students by Faculty /School, Course and Gender

Faculty/School	Course			Total
		M	F	
Faculty of Agronomy and Forestry Engineering	Rural Development	7	2	9
	Agrarian Economy	9	1	10
	Management and Biodiversity Conservation	11	3	14
	Vegetal Production	7	1	8
	Technology and Wood Utilization	8	1	9
Sub-total		42	8	50
Faculty of Sciences	Chemical and Processing Local Resources	3	1	4
Sub-total		3	1	4
Faculty of Law	Juridical-Economics Sciences	18	17	35
	Human Rights	13	3	16
Sub-total		31	20	51

<b>Faculty of Economics</b>	Business Management	32	5	37
<b>Sub-total</b>		<b>32</b>	<b>5</b>	<b>37</b>
<b>Faculty of Education</b>	Development and Education Management	6	6	12
	Development and Education Management-(EC)	1	1	2
	Instructional and Curriculum Development	4	4	8
	Family and Community Therapy	2	7	9
<b>Sub-total</b>		<b>13</b>	<b>18</b>	<b>31</b>
<b>Faculty of Engineering</b>	Engineering and Hydrocarbons Processing	12	4	16
	Petroleum Engineering	11	1	12
	Hydraulic and Hidro Resources	18	3	21
	Food Technology	9	6	15
<b>Sub-total</b>		<b>50</b>	<b>14</b>	<b>64</b>
<b>Faculty of Philosophy</b>	Philosophy	16	4	20
<b>Sub-total</b>		<b>16</b>	<b>4</b>	<b>20</b>
<b>Faculty of Arts and Social Sciences</b>	Population and Development	10	6	16
	Rural Sociology and Development Management	15	1	16
<b>Sub-total</b>		<b>25</b>	<b>7</b>	<b>32</b>
<b>Faculty of Medicine</b>	Mental Health and Psycho-Intervention	3	5	8
	Public Health	24	14	38
	Public Health-Distance Learning	14	2	16
<b>Sub-total</b>		<b>41</b>	<b>21</b>	<b>62</b>
<b>Grand Total</b>		<b>253</b>	<b>98</b>	<b>351</b>

**Table 4.1.3 Doctorate Courses: Numbers of New Intakes Students by Faculty /School, Course and Gender**

Faculty/School	Course	Gender		Total
		M	F	
<b>Faculty of Medicine</b>	Bio-Science and Public Health	3	1	4
		3	1	4
<b>Faculty of Economics</b>	Economics	6	3	9
	Management	10	2	12
		16	5	21
<b>Faculty of Sciences</b>	Sciences and Energy Technology	2	0	2
		2	0	2
	Total	21	6	27

**Table 4.1.4 EVENING COURSES: Licenciatura Courses: Numbers of New Intakes Students by Faculty/School, Course and Gender**

Faculty/School	Course			Total
		M	F	
<b>School of Communication and Arts</b>	Archivistics	9	18	27
	Archivistics - (EC)	13	22	35
	Library	6	17	23

	Library - (EC)	10	17	27
	Journalism	15	14	29
	Journalism (EC)	19	18	37
	Marketing and Public Relations	13	16	29
	Marketing and Public Relations - (EC)	21	17	38
	Music	18	8	26
	Theater	6	8	14
Sub-total		130	155	285
School of Sport Sciences	Sport Sciences	23	5	28
Sub-total		23	5	28
School of Marine and Coastal Sciences	Marine Biology	16	14	30
	Oceanography	24	3	27
	Marine Chemistry	17	12	29
	Marine Geology	18	9	27
Sub-total		75	38	113
School of Rural Development	Agro- Processing	16	14	30
	Communication and Rural Extension	16	14	30
	Agrarian Economy	19	19	38
	Rural Engineering	22	12	34
	Agro-Production	11	11	22
	Animal-Production	5	23	28
	Fishery Production	10	10	20
Sub-total		99	103	202
School of Hotel and Tourism	Tourism Entertainment	18	17	35
	Management - (EC)	14	20	34
	Management of Touristics Market	14	13	27
	Hotel Management	16	22	38
	Touristic Information	10	16	26
Sub-total		72	88	160
School of Entrepreneurship and Business	Commercial Agriculture	11	14	25
	Agro-Business	14	15	29
	Finances	14	19	33
	Finances (EC)	4	6	10
	Commercial Management	11	19	30
	Business Management	15	15	30
	Business Management (EC)	6	7	13
Sub-total		75	95	170
Faculty of Agronomy and Forestry Engineering	Agro-Economics and Agrarian Extension	18	14	32
	Forestry Engineering	40	23	63
	Forestry Engineering	17	10	27

Sub-total		75	47	122
<b>Faculty of Architecture and Physical Planning</b>	Architecture and Physical Planning	27	8	35
Sub-total		27	8	35
<b>Faculty of Sciences</b>	Applied Biology	11	10	21
	Biology and Health	12	13	25
	Marine Biology, Aquatic and Coastal	14	12	26
	Geological Mapping and Mineral Exploration	13	10	23
	Geographic Information Sciences	17	9	26
	Geographic Information Sciences (EC)	33	18	51
	Ecology and Conservation of Terrestrial Biodiversity	8	14	22
	Statistics	22	10	32
	Statistics (EC)	39	21	60
	Physics	24	2	26
	Physic- (EC)	11	1	12
	Applied Geology	15	7	22
	Informatics	24	4	28
	Informatics (EC)	46	11	57
	Mathematic	25	9	34
	Meteorology	21	4	25
	Meteorology - (EC)	14	0	14
	Environmental Chemistry	13	13	26
	Industrial Chemistry	19	8	27
Sub-total		381	176	557
<b>Faculty of Law</b>	Law	40	38	78
	Law (EC)	52	21	73
Sub-total		92	59	151
<b>Faculty of Economy</b>	Accounting and Finances	33	26	59
	Accounting and Finances (EC)	28	20	48
	Economics	31	22	53
	Economics (EC)	32	19	51
	Management	25	29	54
	Management (EC)	29	22	51
	Business Management - Distance Learning	50	14	64
Sub-total		228	152	380
<b>Faculty of Education</b>	Development and Infant Education	6	34	40
	Environmental Education	14	26	40
	Environmental Education	8	15	23

	(EC)			
	Languages Sign of Mozambique - Teaching Section	11	21	32
	Organization and Education Management	13	27	40
	Organization and Education Management (EC)	7	19	26
	Organization and Education Management - Distance Learning	48	19	67
	Psychology of Organizations	10	29	39
	Psychology of Organizations (EC)	7	24	31
	Social Psychology-Special Educational Needs Section	11	31	42
	Social Psychology-Special Educational Needs Section (EC)	7	22	29
	Social Psychology and Community	8	37	45
	Social Psychology and Community (EC))	8	20	28
	<b>Sub-total</b>	<b>158</b>	<b>324</b>	<b>482</b>
<b>Faculty of Engineering</b>	Civil Engineering	43	6	49
	Civil Engineering(EC)	43	0	43
	Environmental Engineering	23	15	38
	Environmental Engineering - (EC)	27	11	38
	Management and Production Engineering-(EC)	23	11	34
	Electrical Engineering	42	3	45
	Electrical Engineering (EC)	40	6	46
	Electronic Engineering	27	3	30
	Electrical Engineering (EC)	38	4	42
	Informatics Engineering	27	5	32
	Informatics Engineering - (EC)	41	6	47
	Mechanical Engineering	38	3	41
	Chemistry Engineering	30	12	42
	<b>Sub-total</b>	<b>442</b>	<b>85</b>	<b>527</b>
<b>Faculty of Philosophy</b>	Philosophy	42	14	56
	Philosophy (EC)	31	19	50

Sub-total		73	33	106
<b>Faculty of Arts and Social Sciences</b>	Public Administration	30	25	55
	Public Administration (EC)	21	16	37
	Public Administration-Distance Learning	195	123	318
	Anthropology	11	16	27
	Archaeology and Cultural Heritage Management	15	9	24
	Political Science	28	18	46
	Political Science (EC)	26	7	33
	Chinese Language, Culture and Literature	19	11	30
	French Teaching	15	13	28
	French Teaching (EC)	12	8	20
	English Teaching	28	2	30
	English Teaching (EC)	24	9	33
	Bantu Languages Teaching	11	17	28
	Portuguese Teaching	14	19	33
	Portuguese Teaching (EC)	14	21	35
	Geography	40	15	55
	Geography (EC)	15	11	26
	History	27	10	37
	History (EC)	19	14	33
	Linguistics	15	15	30
	Linguistics (EC)	13	9	22
	Mozambican Literature	7	16	23
	Mozambican Literature (EC)	7	13	20
	Social Service	11	19	30
	Sociology	13	17	30
	Sociology (EC)	23	26	49
	Translation Portuguese /French	12	15	27
	Translation English/ Portuguese	25	7	32
	Translation English/ Portuguese (EC)	26	9	35
Sub-total		716	510	1226
<b>Faculty of Medicine</b>	Medicine	45	40	85
Sub-total		45	40	85
<b>Faculty of Veterinary</b>	Science and Animal Technology	14	13	27
	Food Science and Technology	8	21	29
	Veterinary Medicine	19	16	35

	Sub-total	41	50	91
Grand Total		2752	1968	4720

**Table 4.1.5 Summary of Numbers of New Intakes Students by Academic Degrees and Gender**

Academic degees	Gender		Total
	F	M	
Licenciatura	1968	2752	4720
Masters	98	253	351
Doctorate	6	21	27
<b>Grand Total of New Intakes Students at UEM</b>	<b>2072</b>	<b>3026</b>	<b>5098</b>

**Table 4.1.6: Numbers of New Intakes Students by Scientific Areas, Categories, Courses, UNESCO's Classification (ISCED 1997-) and Gender**

Scientific Areas	Categories	Course	Unesco's Classification	Gender		
				Total	M	F
Education	Teaching, Training and Education Science	French Teaching	14	28	15	13
		French Teaching- (EC)		20	12	8
		English Teaching		30	28	2
		English Teaching-(EC)		33	24	9
		Portuguese Teaching		33	14	19
		Portuguese Teaching -(EC)		35	14	21
		Bantu Languages Teaching		28	11	17
		Environmental Education		40	14	26
		Environmental Education-(EC)		23	8	15
		Administration and Management of Education(Masters)		14	7	7
		Languages Sign of Mozambique		32	11	21
		Organization and Education Management		40	13	27
		Organization and Education Management - (EC)		26	7	19
		Organization and Education Management - Distance Learning		67	48	19
		Instructional and Curriculum Development		8	4	4
		Development and Infant Education		40	6	34
		Sub-total		497	236	261
Humanities and Arts	Arts	Music	21	26	18	8
		Theater		14	6	8
		Archivistics	22	27	9	18
		Archivistics (EC)		35	13	22

		Library Sciences		23	6	17
		Library (EC)		27	10	17
		Linguistics		30	15	15
		Linguistics (EC)		22	13	9
		Mozambican Literature		23	7	16
		Mozambican Literature- (EC)		20	7	13
		Chinese Language, Culture and Literature		30	19	11
		Translation (English / French)		27	12	15
		Translation (Portuguese / English)		32	25	7
		Translation (Portuguese / English)-(EC)		35	26	9
	Sub-total			371	186	185
Social Sciences, Management and Law	Social and Behavioral Sciences	Public Administration	31	55	30	25
		Public Administration- (EC)		37	21	16
		Public Administration -Distance Learning		318	195	123
		Anthropology		27	11	16
		Archaeology and Management of Cultural Heritage		24	15	9
		Political Science		46	28	18
		Political Science- (EC)		33	26	7
		Sociology		30	13	17
		Sociology- (EC)		49	23	26
		Economics		53	31	22
		Economics -(EC)		51	32	19
		Economics (Doctorate)		9	6	3
		Economics of Development (Masters)		56	42	14
		Philosophy		50	31	19
		Philosophy – (EC)		20	16	4
		Business Management		37	32	5
		Business Management –(Distance Learning)		63	49	14
		Sociology of Development		16	15	1
		Population and Development		16	10	6
		History		37	27	10
		History (EC)		33	19	14
		Geography		55	40	15
		Geography- (EC)		26	15	11
		Psychology of Organizations		39	10	29
		Psychology of Organizations-(EC)		31	7	24
		Social and Community Psychology		45	8	37
		Social and Community Community (EC)		28	8	20
		School Psychology - Special Educational Needs		42	11	31
		School Psychology - Special Educational Needs-(EC)		29	7	22
	Journalism and Information	Journalism	32	29	15	14
		Journalism-(EC)		37	19	18
		Marketing and Public Relations		29	13	16
		Marketing and Public Relations (EC)		38	21	17



		Agro-Business	34	29	14	15			
		Commercial Agriculture		25	11	14			
		Agro- Processing		30	16	14			
		Management		54	25	29			
		Management-(EC)		51	29	22			
		Management- (EC) (Inhambane)		34	14	20			
		Management (D)		12	10	2			
		Accounting and Finances		59	33	26			
		Accounting and Finances- (EC)		48	28	20			
		Finances		33	14	19			
		Finances-(EC) (Chibuto)		10	4	6			
		Commercial Management		30	11	19			
		Hotel Management		38	16	22			
		Business Management		30	15	15			
		Business Management (EC)		13	6	7			
		Juridical Sciences		Law eand Legal Scinces	Law	38	78	40	38
					Law-(EC)		73	52	21
Human Rights	16		13		3				
Juridical -Economics Sciences (Masters)	35		18		17				
Sub-total				2186	1215	971			
Natural Sciences	Life Sciences	Applied Biology	42	21	11	10			
		Biology and Health		25	12	13			
		Marine Biology, Aquatic and Coastal		26	14	12			
		Marine Biology		30	16	14			
		Marine Chemistry		29	17	12			
		Physics		26	24	2			
		Physics(EC)		12	11	1			
		Marine Geology		27	18	9			
		Applied Geology		22	15	7			
		Geographic Information Sciences		26	17	9			
		Geographic Information Sciences(EC)		51	33	18			
		Industrial Chemistry	44	27	19	8			
		Environmental Chemistry		26	13	13			
		Chemical and Processing Local Resources		4	3	1			
		Meteorology		25	21	4			
		Meteorology (EC)		14	14	0			
		Oceanography		27	24	3			
		Geological Mapping and Mineral Exploration		23	13	10			
	Mathematics and Statistics	Mathematics	46	34	25	9			
		Statistics		32	22	10			
		Statistics- (EC)		60	39	21			
	Informatics	Informatics	48	28	24	4			
		Informatics- (EC)		57	46	11			
		Informatics Engineering		32	27	5			
		Informatics Engineering- (EC)		47	41	6			

		Ecology and Conservation of Terrestrial Biodiversity		22	8	14	
Subtotal				753	527	226	
Engineering	Engineering and engineering trades	Electrical Engineering	52	45	42	3	
		Electrical Engineering- (EC)		46	40	6	
		Electronic Engineering		30	27	3	
		Electronic Engineering- (EC)		42	38	4	
		Mechanical Engineering		41	38	3	
		Management of Production Engineering (EC)		34	23	11	
		Chemical Engineering		42	30	12	
		Petroleum Engineering		12	11	1	
		Environmental Engineering		38	23	15	
		Environmental Engineering(EC)		38	27	11	
		Hydraulics and Hydro Resources		12	11	1	
		Food Technology		15	9	6	
		Manufacturing and Processing		Science and Energy Technology	54	2	2
	Technology and Wood Utilization		9	8		1	
	Construction	Architecture and Construction	Civil Engineering	58	49	43	6
Civil Engineering-(EC)			43		43	0	
Architecture and Physical Planning			35		27	8	
Subtotal				533	442	91	
Agriculture	Agriculture, Forestry and Fisheries	Agriculture Engineering	62	63	40	23	
		Forestry Engineering		27	17	10	
		Agro-Economics and Agrarian Extension		32	18	14	
		Rural Engineering		34	22	12	
		Agro-Production		22	11	11	
		Animal-Production-Vilanculos		28	5	23	
		Fishery Production		20	10	10	
		Vegetal Production		8	7	1	
		Agrarian Economy		38	19	19	
		Agrarian Economy- Masters		10	9	1	
		Management and Biodiversity Conservation		14	11	3	
		Rural Development		9	7	2	
		Communication and Rural Extension		30	16	14	
		Veterinary		Veterinary Medicine	64	35	19
	Food Science and Technology		29	8		21	
	Science and Animal Technology		27	14		13	
	Sub-total				426	211	159
	Health and welfare	Health	Medicine	72	85	45	40
Mental Health and Psychointerventions			8		3	5	
Public Health			38		24	14	
Public Health – Distance Learning			16		14	2	
Social Service			76	30	11	19	
Sub-total				177	97	80	
Services	Personal Services	Tourism Entertainment	81	35	18	17	

		Management of Touristics Market		27	14	13
		Sport Sciences		28	23	5
		Tourism Information		26	10	16
		Family and Community Therapy	99	9	2	7
Sub-total				125	67	58
Total of New Intakes Students				5098	3026	2072

## 4.2. ENROLLED STUDENTS

Table 4.2.1 Licenciatura Courses: Numbers of Enrolled Students by Faculty /School, Course and Gender

Faculty/ School	Course	Gender		
		M	F	T
School of Communication and Arts	Archivistics	17	35	52
	Archivistics – (EC)	26	49	75
	Library	11	37	48
	Library - (EC)	20	38	58
	Information Sciences	57	68	125
	Journalism	117	126	243
	Journalism (EC)	117	111	228
	Marketing and Public Relations	29	31	60
	Marketing and Public Relations – (EC)	46	34	80
	Music	140	57	197
	Theater	53	34	87
	Sub Total	633	620	1253
School of Sport and Sciences	Sport Sciences	170	83	253
	Sub Total	170	83	253
School of Marine and Coastal Sciences	Marine Biology	75	52	127
	Marine Geology	80	26	106
	Oceanography	114	20	134
	Sub Total	269	98	367
School of Rural Development	Agro- Processing	82	30	112
	Communication and Rural Extension	34	29	63
	Rural Communication	50	41	91
	Agrarian Economy	93	72	165
	Rural Engineering	122	36	158
	Agro-Production	58	32	90
	Animal-Production	36	55	91
	Fishing Production	28	45	73
	Sub Total	503	340	843
School of Hotel and Tourism	Tourism Entertainment	73	70	143
	Management - Inhambane (EC)	226	234	460
	Management of Touristics Market	71	78	149

	Hotel Management	68	94	162
	Tourist Information	68	76	144
	Sub Total	506	552	1058
<b>School of Business and Entrepreneurship</b>	Commercial Agriculture	65	46	111
	Agro-Business	91	65	156
	Commerce	35	23	58
	Finances	102	70	172
	Finances (EC)	53	31	84
	Commercial Management	44	57	101
	Business Management	57	57	114
	Business Management (EC)	34	25	59
	Management and Leadership	28	15	43
	Management and Leadership (EC)	26	14	40
	Sub Total	535	403	938
<b>Faculty of Agronomy and Forestry Engineering</b>	Agro-Economics and Agrarian Extension	67	49	116
	Agronomy Engineering	337	147	484
	Forestry Engineering	159	67	226
	Sub Total	563	263	826
<b>Faculty of Architecture and Physical Planning</b>	Architecture and Physical Planning	235	47	282
	Sub Total	235	47	282
<b>Faculty of Sciences</b>	Applied Biology	87	103	190
	Health Biology	82	150	232
	Marine Biology, Aquatic and Coastal	63	97	160
	Geological Mapping and Mineral Exploration	94	39	133
	Biological Sciences	3	0	3
	Geographic Information Sciences	155	53	208
	Geographic Information Sciences(EC)	168	102	270
	Ecology and Conservation of Terrestrial Biodiversity	75	101	176
	Statistics	211	71	282
	Statistics (EC)	329	129	458
	Physics	195	14	209
	Physics- (EC)	78	9	87
	Geology	117	27	144
	Applied Geology	74	32	106
	Informatics	280	31	311
	Informatics (EC)	364	83	447
	Mathematics	198	21	219
	Meteorology	174	35	209
	Meteorology (EC)	77	41	118
	Chemistry	161	34	195
	Environmental Chemistry	36	45	81
	Marine Chemistry	87	54	141
	Industrial Chemistry	60	23	83

	Sub Total	3168	1294	4462
<b>Faculty of Law</b>	Law	366	250	616
	Law (EC)	489	231	720
	Sub Total	855	481	1336
<b>Faculty of Economics</b>	Accounting and Finances	217	150	367
	Accounting and Finances (EC)	273	119	392
	Economics	259	173	432
	Economics (EC)	265	137	402
	Management	204	192	396
	Management (EC)	247	164	411
	Business Management	151	28	179
	Business Management – Distance Learning	167	52	219
	Sub Total	1783	1015	2798
<b>Faculty of Education</b>	Development and Infant Education	52	147	199
	Environmental Education	96	129	225
	Environmental Education (EC)	75	110	185
	Languages Sign of Mozambique - Teaching Section	40	43	83
	Languages Sign of Mozambique – Interpretation Section	15	32	47
	Organization and Education Management	92	119	211
	Organization and Education Management - Distance Learning	242	103	345
	Organization and Education Management (EC)	97	134	231
	Psychology	21	45	66
	Psychology (EC)	49	79	128
	Psychology of Organizations	30	80	110
	Psychology of Organizations (EC)	33	75	108
	School Psychology- Special Educational Needs Section	32	88	120
	School Psychology- Special Educational Needs Section (EC)	26	73	99
	Psychology Social and Community	36	97	133
	Psychology Social and Community (EC)	32	69	101
	Sub Total	968	1423	2391
<b>Faculty of Engineering</b>	Civil Engineering	337	36	373
	Civil Engineering(EC)	329	40	369
	Environmental Engineering	158	79	237
	Environmental Engineering – (EC)	151	112	263
	Management and Production Engineering(EC)	193	45	238
	Electrotecnic Engineering?	3	0	3
	Electrical Engineering	223	17	240
	Electrical Engineering (EC)	325	29	354
	Electronic Engineering	247	17	264
	Electronic Engineering (EC)	302	27	329
	Informatics Engineering	223	36	259

	Informatics Engineering (EC)	343	37	380
	Mechanical Engineering	321	17	338
	Mechanical Engineering (EC)	7	1	8
	Chemical Engineering	212	60	272
	Chemical Engineering (EC)	4	1	5
	Sub Total	3378	554	3932
<b>Faculty of Philosophy</b>	Philosophy	322	119	441
	Philosophy (EC)	217	168	385
	Sub Total	539	287	826
<b>Faculty of Arts and Social Sciences</b>	Public Administration	259	270	529
	Public Administration- Distance Learning	406	245	651
	Public Administration (EC)	320	251	571
	Anthropology	131	117	248
	Anthropology (EC)	102	108	210
	Archaeology and Cultural Heritage Management	111	75	186
	Political Science	207	115	322
	Political Science (EC)	279	110	389
	Chinese Language, Culture and Literature	46	16	62
	French Teaching	93	102	195
	French Teaching (EC)	71	110	181
	English Teaching	196	34	230
	English Teaching (EC)	225	92	317
	Bantu Languages Teaching	115	106	221
	Portuguese Teaching	128	90	218
	Portuguese Teaching (EC)	142	181	323
	Geography	264	111	375
	Geography (EC)	212	167	379
	History	187	92	279
	History (EC)	209	134	343
	Linguistics	77	101	178
	Linguistics (EC)	86	160	246
	Linguistics and Literature	17	7	24
	Linguistics and Literature (EC)	23	42	65
	Mozambican Literature	72	106	178
	Mozambican Literature (EC)	61	151	212
	Social Service	60	92	152
	Sociology	145	154	299
	Sociology (EC)	241	185	426
	Translate and Interpretation Portuguese / French	55	62	117
	Translate and Interpretation Portuguese / French- (EC)	28	30	58
	Translate and Interpretation Portuguese /English	83	30	113
	Translate and Interpretation Portuguese /English (EC)	133	91	224

	Translation Portuguese /French	45	60	105
	Translation Portuguese /French (EC)	7	13	20
	Translation English/ Portuguese	105	24	129
	Translation English /Portuguese (EC)	98	28	126
	Sub Total	5039	3862	8901
<b>Faculty of Medicine</b>	Medicine	369	385	754
	Sub Total	369	385	754
<b>Faculty of Veterinary</b>	Food Science and Technology	32	59	91
	Science and Animal Technology	29	25	54
	Veterinary Medicine	110	103	213
	Sub Total	171	187	358
	Total	19684	11894	31578

Table 4.2.2 Masters Courses: Number of Enrolled Students by Faculty /School, Course and Gender

Faculty/School	Course	Gender		
		M	F	T
<b>School of Marine and Coastal Sciences</b>	Marine Biology Fisheries	1	0	1
	Sustainable Aquaculture	6	1	7
	Applied Oceanography	6	1	7
	Sustainable Fisheries	2	0	2
	Sub Total	15	2	17
<b>Faculty of Agronomy and Forestry Engineering</b>	Agrarian Economy	0	2	2
	Agrarian Sciences	0	0	0
	Forestry and Faunistics Resources Management	0	2	2
	Vegetal and Faunistics Resources Management	10	7	17
	Business Management	1	1	2
	Communication and Rural Transformation Section	0	0	0
	Rural Development Section	46	24	70
	Vegetal Production	1	1	2
	Natural Resources Management -Natural Resources Section	0	0	0
	Rural Development	54	26	80
	Agrarian Economy	60	25	85
	Agrarian Economy- Distance Learning	5	1	6
	Agrarian Economy-Section of Agro - Business	0	0	0
	Agrarian Economy of Agrarian and Food Policy Analysis Section	0	0	0
	Agrarian Economy- Economic of Natural Resources	0	0	0
	Agrarian Education	26	10	36
	Agrarian Economy-Section de Agrarian Markets Section	0	0	0
	Education of Agrarian Sciences-Educational Extension Section	0	0	0
	Education in agrarian Sciences- silviculture Section	0	0	0
	Soil and Water Managements	17	5	22
	Management and Biodiversity Conservation	37	24	61
	Vegetal Production	10	2	12
	Vegetal Protection	7	3	10

	Technology and Wood Utilization	31	4	35
	Sub Total	305	137	442
<b>Faculty of Architecture and Physical Planning</b>	Planning and Informal Settlements Management	68	20	88
	Sub Total	68	20	88
<b>Faculty of Sciences</b>	Aquatic Biology Coastal Ecosystems	13	10	23
	Biotechnology	13	11	24
	Software Engineering	7	4	11
	Physics	17	2	19
	Minerals Resources Management	20	3	23
	Informatics	48	9	57
	Chemical and Processing Local Resources	34	21	55
	Hydric Resources and Geohidrology	9	2	11
	Information Systems	19	8	27
	Sub Total	180	70	250
<b>Faculty of Law</b>	Juridical Sciences	50	18	68
	Juridical-Economics Sciences	46	40	86
	Juridical-Political Sciences	45	23	68
	Development Cooperation	24	20	44
	International Trade Law	27	24	51
	Oil and Gas Law	22	10	32
	Human Rights	20	15	35
	Social Rights	25	19	44
	Sub Total	278	176	454
<b>School of Communication and Arts</b>	Communication and Cooperation for Development	19	7	26
		19	7	26
<b>Faculty of Economics</b>	Master in Policy Management	7	7	14
	Actuarial Sciences	53	13	66
	Accounting	1	0	1
	Economics of Development	76	29	105
	Economics Politics	7	5	12
	Master in Business Management	162	72	234
	Sub Total	306	126	432
<b>Faculty of Education</b>	Administration and Education Management	28	42	70
	Administration and Educational Management	1	2	3
	Instructional and Curriculum Development	27	21	48
	Development and Adult Education	10	10	20
	Science and Mathematics Education	9	7	16
	Higher Education and Development Studies	11	9	20
	Family and Community Therapy	19	36	55
	Sub Total	105	127	232
<b>Faculty of Engineering</b>	Petroleum Engineering	44	6	50
	Engineering and Hydrocarbons Processing	19	8	27
	Hydraulics and Hydro Resources	38	6	44
	Food Technology	30	25	55
	Sub Total	131	45	176
<b>Faculty of Philosophy</b>	Philosophy	31	8	39
	Sub Total	31	8	39
<b>Faculty of Arts and Social Sciences</b>	Social Anthropology	18	2	20
	Portuguese as a Second Language	5	5	10



	Governance and Public Administration	82	54	136
	Mozambique Southern Africa History	18	8	26
	Linguistics	27	14	41
	Sociology of Development	15	1	16
	Population and Development	34	32	66
	Rural Sociology and Development Management	81	60	141
	Sub Total	280	176	456
<b>Faculty of Medicine</b>	Mental Health and Psychointervention	44	79	123
	Public Health	151	173	324
	Public Health- Distance Learning	60	30	90
	Field Epidemiology and Laboratory	16	16	32
	Sub Total	271	298	569
<b>Faculty of Veterinary</b>	Animal-Production	24	7	31
	Food Safety	9	20	29
	Veterinary Medicine Preventive	9	6	15
	Sub Total	42	33	75
	Total	2012	1218	3230

Table 4.2.3 Courses of Doctorate: Number of Enrolled Students by Faculty /School, Course and Gender

Faculty/School	Course	Gender		
		F	F	T
<b>Faculty of Medicine</b>	Bio-Sciences and Public Health	3	1	4
	Sub-total	3	1	4
<b>Faculty of Arts and Social Sciences</b>	Development and Society	8	3	11
	Linguistics	17	8	25
	Sub-total	25	11	36
<b>Faculty of Economics</b>	Management	10	2	12
	Economics	6	3	9
	Sub-total	16	5	21
<b>Faculty of Law</b>	Law	18	6	24
	Sub-total	18	6	24
<b>Faculty of Sciences</b>	Science and Energy Technology	13	4	17
	Sub-total	13	4	17
	Grand Total	75	27	102

**Table 4.2. 4 Total Number of Enrolled Students by Academic Degree and Gender**

Facult/School	Gender		Total
	F	M	
Licenciatura	11894	19684	31578
Masters	1218	2012	3230
Doctorate	27	75	102
<b>Grand Total of Enrolled Students at UEM</b>	<b>13139</b>	<b>21771</b>	<b>34910</b>

## 5. Students With Scholarship

Table 5.1 Numbers of Students With Scholarship by Faculty/School, Course, Gender, Type of Scholarship and Fees

Faculty/School	Course	Grand Total	Total	Type of Scholarship						Total	Type of Fees					
				Full			Reduced				Exemption			Reduced		
				M	F	MF	M	F	MF		M	F	MF	M	F	MF
Faculty of Agronomy and Forestry Engineering	Agriculture Engineering	49	41	5	2	7	31	3	34	8	7	1	8	0	0	0
	Forestry Engineering	21	20	5	2	7	11	2	13	1	0	1	1	0	0	0
	Agro-Economics and Agrarian Extension	20	15	3	2	5	7	3	10	6	1	5	6	0		0
	Sub-total	90	76	13	6	19	49	8	57	15	8	7	15	0	0	0
Faculty of Architecture and Physical Planning	Architecture and Physical Planning	59	41	7	1	8	32	31	33	18	12	4	16	2	0	2
	Sub-total	59	41	7	1	8	32	31	33	18	12	4	16	2	0	2
Faculty of Sciences	Applied Biology	25	24	6	2	8	10	3	16	4	2	1	3	0	1	1
	Biology and Health	21	18	3	1	4	12	2	14	3	3	0	3	0	0	0
	Marine Biology, Aquatic and Coastal	12	6	2	1	3	1	2	3	6	2	3	5	0	1	1
	Geological Mapping and Mineral Exploration	12	7	1	0	1	5	1	6	5	2	2	4	1	0	1
	Biological Sciences	0	0			0			0	0			0			0
	Geographic Information Sciences	7	5	0	1	1	1	3	4	2	2	0	2	0	0	0
	Ecology and Conservation of Terrestrial Biodiversity	13	7	1	0	1	4	2	6	6	2	3	5	0	1	1
	Physics	23	18	2	1	3	13	2	15	5	5	0	5	0	0	0
	Environmental Chemistry	7	5	1	0	1	1	3	4	2	0	2	2	0	0	0
	Geology	26	19	6	0	6	13	0	13	7	3	3	6	1	0	1
	Informatics	21	13	3	3	6	7	0	7	8	8	0	8	0	0	0
	Chemistry	12	8	2	2	4	4	0	4	4	2	0	2	2	0	2
	Meteorology	19	12	4	0	4	6	2	8	7	5	2	7	0	0	0
	Mathematics	21	15	0	1	1	13	1	14	6	6	0	6	0	0	0
	Industrial Chemistry	18	13	3	1	4	9	0	9	5	3	1	4	1	0	1

	Statistics	16	14	2	2	4	9	1	10	2	1	0	1	1	0	1
	Sub-total	253	184	36	15	51	108	22	133	72	46	17	63	6	3	9
Faculty of Law	Law	63	44	8	5	13	24	7	31	19	11	7	18	1	0	
	Sub-total	63	44	8	5	13	24	7	31	19	11	7	18	1	0	0
Faculty of Economics	Economics	22	12	0	1	1	10	1	11	10	7	3	10	0	0	0
	Management	22	13	2	2	2	8	3	11	9	5	3	8	1	0	1
	Accounting and Finances	29	19	1	5	1	16	2	18	5	2	3	5	0	0	0
	Sub-total	73	44	3	8	4	34	6	40	24	14	9	23	1	0	1
Faculty of Education	Environmental Education	25	17	2	1	3	8	6	14	8	2	4	6	1	1	2
	Development and Infant Education	22	15	1	1	2	8	5	13	7	1	5	6	0	1	1
	Organization and Education Management	28	19	3	4	7	4	8	12	9	2	5	7	1	1	2
	Languages Signs of Mozambique	7	4	2	0	2	1	1	2	3	2	1	3	0	0	0
	Psychology		0													
	Community Psychology	8	6	0	0	0	5	1	6	2	1	1	2	0	0	0
	School Psychology	16	13	2	2	4	5	4	9	3	0	2	2	0	1	1
	Psychology of Organizations	11	9	4	5	9	0	0	0	2	1	1	2	0	0	0
	Sub-total	117	83	14	13	27	31	25	56	34	9	19	28	2	4	6
Faculty of Engineering	Civil Engineering	27	22	6	1	7	14	1	15	5	3	1	4	1	0	1
	Electrical Engineering	28	23	7	0	7	16	0	16	5	5	0	5	0	0	0
	Electronic Engineering	25	19	3	0	3	16	0	16	6	3	0	3	3	0	3
	Informatics Engineering	23	12	3	0	3	9	0	9	11	8	2	10	1	0	1
	Environmental Engineering	23	18	3	1	4	11	3	14	5	3	2	5	0	0	0
	Mechanical Engineering	36	30	11	0	11	19	0	19	6	5	0	5	0	1	1
	Chemical Engineering	41	37	7	1	8	26	3	29	4	3	1	4	0	0	0
	Sub-total	203	161	40	3	43	111	7	118	42	30	6	36	5	1	6
Faculty of Philosophy	Philosophy	88	62	15	1	16	37	9	46	26	17	5	22	1	3	4
	Sub-total	88	62	15	1	16	37	9	46	26	17	5	22	1	3	4

Faculty of Arts and Social Sciences	Public Administration	52	37	11	3	14	6	17	23	15	7	5	12	2	1	3
	Archaeology and Cultural Heritage Management	15	12	3	3	6	4	2	6	3	3	0	3	0	0	0
	Anthropology	26	16	4	1	5	8	3	11	10	5	5	10	0	0	0
	Political Science	33	18	3	2	5	11	2	13	15	11	4	15	0	0	0
	Geography	22	15	4	0	4	9	2	11	7	5	2	7	0	0	0
	History	18	11	3	1	4	5	2	7	7	4	3	7	0	0	0
	Chinese Language, Culture and Literature	13	13	10	2	12	1	0	1	0	0	0	0	0	0	0
	Linguistics	14	9	1	0	1	3	5	9	5	2	2	4	0	1	1
	Mozambican Literature	3	3	2	0	2	0	1	1	0	0	0	0	0	0	0
	French Teaching	22	15	0	3	3	7	5	12	7	0	1	1	1	5	6
	English Teaching	13	7	2	0	2	3	2	5	6	6	0	6	0	0	0
	Bantu Languages Teaching	8	8	3	1	4	3	1	4	0	0	0	0	0	0	0
	Portuguese Teaching	13	10	1	0	1	6	3	9	3	2	0	2	1	0	1
	Translation and Interpretation Portuguese /French	8	7	2	0	2	3	2	5	1	1	0	1	0	0	0
	Translation and Interpretation Portuguese /English	11	9	1	0	1	6	2	8	2	1	1	2	0	0	0
	Sociology	14	11	3	2	5	6	0	6	3	2	1	3	0	0	0
	Social Service	20	10	1	1	2	4	4	8	10	4	5	9	0	1	1
	Sub-total	305	211	54	19	73	85	53	139	94	53	29	82	4	8	12
Faculty of Medicine	Medicine	126	104	34	12	46	47	11	58	22	12	8	20	2	0	2
	Sub-total	126	104	34	12	46	47	11	58	22	12	8	20	2	0	2
	Food Science and Technology	19	16	3	4	7	4	5	9	3	1	1	2	0	1	0
	Science and Animal Technology	7	6	0	0	0	6	0	6	1	1	0	1	0	0	0
Faculty of Veterinary	Veterinary Medicine	27	22	5	3	8	8	6	14	5	0	4	4	1	0	1
	Sub-total	53	44	8	7	15	18	11	29	9	2	5	7	1	1	1
School of Marine and Coastal Sciences	Marine Biology	25	19	4	3	7	7	5	12	6	5	0	5	1	0	1
	Marine Chemistry	22	14	5	1	6	5	3	8	8	5	3	8	0	0	0
	Oceanography	20	15	3	0	3	9	3	12	5	5	0	5	0	0	0
	Marine Geology	27	17	6	0	6	9	3	11	10	7	1	8	2	0	2

	Sub-total	94	65	18	4	22	30	14	43	29	22	4	26	3	0	3
School of Hotel and Tourism	Tourism															0
	Hotel Management	23	20	3	4	7	4	9	13	3	1	2	3	0	0	0
	Tourism Entertainment	17	12	3	4	7	5	0	5	5	3	1	4	0	1	1
	Management of Touristics Market	19	13	3	1	4	5	4	9	6	3	3	6	0	0	0
	Tourism Information	24	17	6	4	10	7	0	7	7	5	0	5	1	1	2
	Sub-total	83	62	15	13	28	21	13	34	21	12	6	18	1	2	3
School of Entrepreneurship and Business	Commercial Agriculture	16	10	1	6	7	2	1	3	6	2	1	3	1	2	3
	Agro-Business	12	10	2	2	4	4	2	6	2	2	0	2	0	0	0
	Commerce					0			0	0						0
	Finances	33	25	3	7	10	10	5	15	8	3	4	7	0	1	1
	Business Management	20	16	7	4	11	2	3	5	4	2	0	2	2	0	2
	Commercial Management	12	9	1	3	4	4	1	5	3	2	1	3	0	0	0
	Management and Leadership					0			0	0						0
	Sub-total	93	70	14	22	36	22	12	34	23	11	6	17	3	3	6
School of Rural Development	Rural Engineering	18	13	8	1	9	4	0	4	5	1	4	5	0	0	0
	Agro- Processing	11	9	1	3	4	3	2	5	2	2	0	2	0	0	0
	Agro-Production	15	15	11	2	13	0	2	0	0	0	0	0	0	0	0
	Agrarian Economy	17	13	5	2	7	3	3	6	4	2	1	3	0	1	1
	Rural Communication	12	11	5	2	7	2	2	4	1	1	0	1	0	0	0
	Fishing Production	9	7	0	2	2	2	3	5	2	1	1	2	0	0	0
	Animal-Production	9		3	2	5	0	0	2	2	0	2	2	0	0	0
Sub-total		91	68	33	14	47	14	12	26	16	7	8	15	0	1	1
School of Communication and Arts	Archivistic	9	3	0	0	0	1	2	3	6	2	4	6	0	0	0
	Library Sciences	10	3	0	1	1	1	1	2	7	3	4	7	0	0	0
	Marketing and Public Relations	9	9	4	1	5	2	2	4	0	0	0	0	0	0	0

	Journalism	37	21	4	3	7	11	3	14	16	6	5	11	4	1	5
	Music	10	10	5	0	5	4	1	5	0	0	0	0	0	0	0
	Information Science	7	3	0	1	1	0	2	2	4	4	0	4	0	0	0
	Theater	16	11	3	0	3	8	0	8	5	4	1	5	0	0	0
	Sub-total	98	60	16	6	22	27	11	38	38	19	14	33	4	1	5
School of Sport Sciences	Sport Sciences	8	6	0	0	0	6	0	6	2	2	0	2	0	0	0
	Sub-total	8	6	0	0	0	6	0	6	2	2	0	2	0	0	0
GRAND TOTAL		1897	1385	328	149	429	696	252	954	504	287	154	441	36	27	63

Table 5.2 Types of Scholarship and Fees by Numbers of Students With Scholarship and Percetages

Types of Scholarship	Numbers of Students with Scholarship	Percetages
Full Scholarship	429	23%
Reduced Scholarship	952	50%
Exemption Fees	451	24%
Reduction Fees	65	3%
<b>Total</b>	<b>1897</b>	<b>100%</b>

Table 5.3 Numbers of Scholarship Holders by Faculty/School, Course and Place of Birth

Faculty/School	Course	CD	GZ	IN	MN	MP	NP	NS	SF	TT	ZB	Foreig.	Total
Faculty of Agronomy and Forestry Engineering	Agro-Economics and Agrarian Extension	20	4	4	1	4	0	0	1	1	4	1	20
	Agriculture Engineering	0	8	4	5	10	4	1	9	2	6	0	49

	Forestry Engineering	1	4	1	3	3	1	0	3	0	5	0	21
	<b>Sub-total</b>	<b>21</b>	<b>16</b>	<b>9</b>	<b>9</b>	<b>17</b>	<b>5</b>	<b>1</b>	<b>13</b>	<b>3</b>	<b>15</b>	<b>1</b>	<b>90</b>
<b>Faculty of Architecture and Physical Planning</b>	Architecture and Physical Planning	0	6	3	4	29	3	1	7	0	6	0	59
	<b>Sub-total</b>	<b>0</b>	<b>6</b>	<b>3</b>	<b>4</b>	<b>29</b>	<b>3</b>	<b>1</b>	<b>7</b>	<b>0</b>	<b>6</b>	<b>0</b>	<b>59</b>
<b>Faculty of Sciences</b>	Applied Biology	1	3	3	1	11	2	0	2	1	1	0	25
	Biology and Health	2	2	0	3	7	1	0	2	0	4	0	21
	Marine Biology, Aquatic and Coastal	0	1	1	0	6	2	0	1	0	1	0	12
	Geological Mapping and Mineral Exploration	0	0	1	0	9	1	1	0	0	0	0	12
	Geographyc Information Sciences	0	2	0	1	3	0	0	0	0	1	0	7
	Ecology and Conservation of Terrestrial Biodiversity	1	1	4	0	3	1	0	1	2	0	0	13
	Statistics	0	4	0	0	8	0	1	0	0	3	0	16
	Physics	1	3	2	1	11	1	0	0	0	4	0	23
	Geology	0	2	1	0	7	4	0	4	1	7	0	26
	Informatics	0	2	2	0	13	0	0	0	0	0	4	21
	Mathematics	0	0	4	1	13	0	0	3	0	0	0	21
	Meteorology	0	3	1	0	10	2	0	0	1	2	0	19
	Industrial Chemistry	0	2	2	0	8	0	1	0	4	1	0	18
	Environmental Chemistry	0	0	0	1	4	0	1	0	1	0	0	7
	Chemistry	1	0	1	1	5	2	0	2	0	0	0	12
	<b>Sub-total</b>	<b>6</b>	<b>25</b>	<b>22</b>	<b>9</b>	<b>118</b>	<b>16</b>	<b>4</b>	<b>15</b>	<b>10</b>	<b>24</b>	<b>4</b>	<b>253</b>
<b>Faculty of Law</b>	Law	0	3	3	1	34	2	1	4	1	11	3	63
	<b>Sub-total</b>	<b>0</b>	<b>3</b>	<b>3</b>	<b>1</b>	<b>34</b>	<b>2</b>	<b>1</b>	<b>4</b>	<b>1</b>	<b>11</b>	<b>3</b>	<b>63</b>
<b>Faculty of Economics</b>	Accounting and Finances	0	2	2	1	17	2	0	1	0	2	2	29
	Economics	0	2	3	0	17	0	0	0	0	0	0	22
	Management	0	0	1	0	16	0	0	0	1	4	0	22
	<b>Sub-total</b>	<b>0</b>	<b>4</b>	<b>6</b>	<b>1</b>	<b>50</b>	<b>2</b>	<b>0</b>	<b>1</b>	<b>1</b>	<b>6</b>	<b>2</b>	<b>73</b>
<b>Faculty of Education</b>	Environmental Education	3	4	2	2	6	0	0	3	0	5	0	25
	Development and Infant Education	0	2	6	0	7	0	0	1	0	6	0	22
	Organization and Education Management	0	2	4	2	11	0	1	1	0	6	1	28



	Social Psychology	0	1	0	0	5	0	0	0	0	2	0	8
	Psychology- Special Educative Needs	0	1	1	1	7	1	0	2	0	3	0	16
	Psychology of Organizations	0	0	0	0	9	0	0	1	0	1	0	11
	Languages Sign of Mozambique	0	2	0	0	4	0	1	0	0	0	0	7
	<b>Sub-total</b>	<b>3</b>	<b>12</b>	<b>13</b>	<b>5</b>	<b>49</b>	<b>1</b>	<b>2</b>	<b>8</b>	<b>0</b>	<b>23</b>	<b>1</b>	<b>117</b>
<b>Faculty of Engineering</b>	Civil Engineering	0	2	1	2	12	2	1	3	1	3	0	27
	Electrical Engineering	0	2	2	1	8	0	0	7	1	7	0	28
	Electronic Engineering	1	2	2	2	11	4	0	3	0	0	0	25
	Informatics Engineering	2	0	0	1	15	0	0	2	0	2	1	23
	Environmental Engineering	0	1	1	2	13	0	0	0	0	5	1	23
	Mechanical Engineering	2	4	1	4	11	1	0	10	1	2	0	36
	Chemical Engineering	0	2	4	6	13	1	14	0	1	0	0	41
	<b>Sub-otal</b>	<b>5</b>	<b>13</b>	<b>11</b>	<b>18</b>	<b>83</b>	<b>8</b>	<b>15</b>	<b>25</b>	<b>4</b>	<b>19</b>	<b>2</b>	<b>203</b>
<b>Faculty of Philosophy</b>	Philosophy	2	11	6	6	39	4	1	5	2	12	0	88
	<b>Sub-total</b>	<b>2</b>	<b>11</b>	<b>6</b>	<b>6</b>	<b>39</b>	<b>4</b>	<b>1</b>	<b>5</b>	<b>2</b>	<b>12</b>	<b>0</b>	<b>88</b>
<b>School of Marine and Coastal Sciences</b>	Oceanography	0	3	2	1	7	2	0	3	0	2	0	20
	Marine Chemistry	0	2	2	1	6	2	0	1	0	8	0	22
	Marine Biology	1	0	2	1	10	2	3	0	1	5	0	25
	Marine Geology	2	7	4	1	7	1	0	2	1	2	0	27
	<b>Sub-total</b>	<b>3</b>	<b>12</b>	<b>10</b>	<b>4</b>	<b>30</b>	<b>7</b>	<b>3</b>	<b>6</b>	<b>2</b>	<b>17</b>	<b>0</b>	<b>94</b>
<b>School of Hotel and Tourism</b>	Tourism												0
	Hotel Management	0	2	4	0	17	0	0	0	0	0	0	23
	Tourism Entertainment	0	0	1	1	10	0	1	4	0	0	0	17
	Management of Touristics Market	0	2	7	0	8	0	0	1	0	1	0	19
	Touristic Information	1	3	3	1	14	0	0	1	0	1	0	24
	<b>Sub-total</b>	<b>1</b>	<b>7</b>	<b>15</b>	<b>2</b>	<b>49</b>	<b>0</b>	<b>1</b>	<b>6</b>	<b>0</b>	<b>2</b>	<b>0</b>	<b>83</b>
<b>School of Communication and Arts</b>	Archivistics	0	0	0	0	8	1	0	0	0	0	0	9
	Library Sciences	0	0	0	0	8	1	0	0	0	1	0	10
	Journalism	0	1	3	0	21	0	1	3	0	6	2	37
	Music	1	0	0	1	6	1	0	0	0	1	0	10

	Marketing and Public Relations	0	0	1	0	6	1	0	0	0	1	0	9
	Information Science	0	0	0	0	5	1	0	1	0	0	0	7
	Theater	0	1	1	1	3	2	0	2	0	6	0	16
	<b>Sub-total</b>	1	2	5	2	57	7	1	6	0	15	2	98
<b>School of Sport Sciences</b>	Sport Sciences	0	0	0	0	4	0	0	1	0	3	0	8
	<b>Sub-total</b>	0	0	0	0	4	0	0	1	0	3	0	8
<b>School of Rural Development</b>	Rural Engineering	3	2	4	1	6	1	0	0	0	1	0	18
	Agro- Processing	0	2	0	0	8	0	0	1	0	0	0	11
	Agrarian Economy	0	1	8	1	3	1	2	1	0	0	0	17
	Rural Communication	0	3	4	1	3	0	0	1	0	0	0	12
	Agro-Production	0	0	2	0	12	0	1	0	0	0	0	15
	Animal-Production	0	0	4	0	4	0	0	1	0	0	0	9
	Fishing Production	0	1	2	0	4	0	0	2	0	0	0	9
	<b>Sub-total</b>	3	9	24	3	40	2	3	6	0	1	0	91
<b>School of Entrepreneurship and Business</b>	Agro-Business	0	2	1	0	7	1	0	0	0	1	0	12
	Commercial Agriculture	0	5	5	0	4	0	0	0	0	2	0	16
	Finances	0	11	5	0	15	0	0	0	0	2	0	33
	Commercial Management	0	5	3	0	3	0	0	1	0	0	0	12
	Business Management	0	7	2	0	10	0	0	0	0	1	0	20
	<b>Sub-total</b>	0	30	16	0	39	1	0	1	0	6	0	93
<b>Faculty of Arts and Social Sciences</b>	Public Administration	4	1	3	4	23	3	1	2	0	7	4	52
	Anthropology	2	3	0	1	9	4	0	4	0	3	0	26
	Archaeology and Cultural Heritage Management	1	1	3	1	5	1	1	0	0	2	0	15
	Political Science	1	3	2	0	19	0	0	2	0	6	0	33
	Social Service	1	2	1	0	11	1	0	2	0	2	0	20
	French Teaching	0	0	5	3	10	0	0	1	0	3	0	22
	English Teaching	1	0	1	1	7	1	0	2	0	0	0	13
	Bantu Languages Teaching	0	0	1	2	1	2	0	0	0	2	0	8
	Portuguese Teaching	0	2	3	1	5	0	0	1	0	1	0	13
	Geography	1	0	4	1	13	1	0	1	0	1	0	22

	History	0	2	2	1	11	0	0	1	0	1	0	18
	Linguistics	0	1	0	2	8	0	0	1	0	2	0	14
	Mozambican Literature	0	0	0	0	1	0	0	1	1	0	0	3
	Chinese Language, Culture and Literature	1	0	0	1	8	1	0	0	0	2	0	13
	Sociology	2	1	0	0	6	0	0	2	0	3	0	14
	Translation (Englishh/ French)	1	1	1	0	0	1	0	2	0	2	0	8
	Translation Portuguese /English	1	1	0	0	5	0	0	1	0	3	0	11
	<b>Sub-total</b>	<b>16</b>	<b>18</b>	<b>26</b>	<b>18</b>	<b>142</b>	<b>15</b>	<b>2</b>	<b>23</b>	<b>1</b>	<b>40</b>	<b>4</b>	<b>305</b>
<b>Faculty of Medicine</b>	Medicine	7	13	16	10	31	9	7	13	6	14	0	126
	<b>Sub-total</b>	<b>7</b>	<b>13</b>	<b>16</b>	<b>10</b>	<b>31</b>	<b>9</b>	<b>7</b>	<b>13</b>	<b>6</b>	<b>14</b>	<b>0</b>	<b>126</b>
<b>Faculty of Veterinary</b>	Veterinary Medicine	0	1	5	7	6	1	0	3	2	2	0	27
	Food Science and Technology	0	1	4	0	7	0	0	2	0	4	1	19
	Science and Animal Technology	0	1	0	0	3	0	1	1	0	1	0	7
	<b>Subtotal</b>	<b>0</b>	<b>3</b>	<b>9</b>	<b>7</b>	<b>16</b>	<b>1</b>	<b>1</b>	<b>6</b>	<b>2</b>	<b>7</b>	<b>1</b>	<b>53</b>
<b>Grand Total</b>		<b>68</b>	<b>184</b>	<b>194</b>	<b>99</b>	<b>827</b>	<b>83</b>	<b>43</b>	<b>146</b>	<b>32</b>	<b>221</b>	<b>20</b>	<b>1897</b>

CD - Cabo-Delgado; GZ – Gaza; IN – Inhambane; MN – Manica; MP – Maputo; NP – Nampula; NS – Niassa; SF – Sofala ; TT – Tete; ZB – Zambézia; **Foreigs.**-Foreigners

## 6. GRADUATE STUDENTS

Table 6.1 Licenciatura Courses: Numbers of Graduate Students by Faculty/School, Course and Gender

Faculty/ School	Courses	Gender		
		Male	Female	Total
Faculty of Agronomy and Forestry Engineering	Agriculture Engineering	20	13	33
	Forestry Engineering	8	3	11
	<b>Sub-total</b>	<b>28</b>	<b>16</b>	<b>44</b>
Faculty of Architecture and Physical Planning	Architecture and Physical Planning	17	10	27
	<b>Sub-total</b>	<b>17</b>	<b>10</b>	<b>27</b>
Faculty of Sciences	Applied Biology	2	4	6
	Biology and Health	7	9	16
	Marine Aquatic Biology and Coastal	1	9	10
	Biological Sciences	1	0	1
	Geographic Information Sciences	3	1	4
	Ecology and Conservation of Terrestrial Biodiversity	0	5	5
	Statistics	10	3	13
	Applied Physics	2	0	2
	Physics	10	0	10
	Educational Physics	1	0	1
	Applied Geology	12	9	21
	Informatics	10	3	13
	Mathematics	4	0	4
	Meteorology	5	2	7
	Chemistry	9	8	17
	<b>Sub-total</b>	<b>77</b>	<b>53</b>	<b>130</b>
Faculty of Law	Law	63	45	108
	<b>Sub-total</b>	<b>63</b>	<b>45</b>	<b>108</b>
Faculty of Economics	Accounting and Finances	27	13	40
	Economics	26	27	53
	Management	23	15	38
	Business Management - Distance Learning	13	4	17
	<b>Sub-total</b>	<b>89</b>	<b>59</b>	<b>148</b>
Faculty of Education	Development and Infant Education	3	11	14
	Environmental Education	9	15	24
	Social and Community Psychology	1	12	13
	Psychology of Organizations	5	14	19
	Psychology Special Needs Education	3	7	10
	Organization and Education Management	10	24	34
	<b>Sub-total</b>	<b>31</b>	<b>83</b>	<b>114</b>
Faculty of Engineering	Environmental Engineering	8	1	9
	Civil Engineering	29	4	33
	Electrical Engineering	21	3	24
	Electrical Engineering	9	2	11
	Informatics Engineering	22	8	30
	Mechanical Engineering	16	1	17
	Industrial Engineering Management	1	0	1
	Chemical Engineering	9	7	16
	<b>Sub-total</b>	<b>115</b>	<b>26</b>	<b>141</b>
Faculty of Philosophy	Pilosophy	37	8	45

	<b>Sub-total</b>	37	8	45
<b>Faculty of Arts and Social Sciences</b>	Public Administration	13	25	38
	Anthropology	28	18	46
	Archaeology and Cultural Heritage Management	5	3	8
	Political Science	3	10	13
	French Teaching	9	14	23
	English Teaching	35	17	52
	Linguistics	16	29	45
	Linguistics and Literature	11	25	36
	Mozambican Literature	8	11	19
	Bantu Languages Teaching	4	7	11
	Portuguese Teaching	7	21	28
	Geography	32	19	51
	History	21	12	33
	Sociology	18	29	47
	Social Service	3	3	6
	Translation English/Portuguese	15	14	29
	Translation Portuguese/French	12	4	16
	<b>Sub-total</b>	240	261	501
<b>School of Communication and Arts</b>	Journalism	16	13	29
	Information Science	5	10	15
	Theater	1	0	1
	Music	4	5	9
	<b>Sub-total</b>	26	28	54
<b>School of Sport Sciences</b>	Sport Sciences	3	1	4
	<b>Sub-total</b>	3	1	4
<b>School of Hotel and Tourism</b>	Tourism Entertainment	9	12	21
	Management	3	6	9
	Management of Touristics Market	11	10	21
	Hotel Management	6	7	13
	Tourism Information	6	13	19
	<b>Sub-total</b>	35	48	83
<b>School of Entrepreneurship and Business</b>	Commercial Agriculture	6	5	11
	Agro-Business	8	10	18
	Commerce	13	7	20
	Finances	17	16	33
	Management and Leadership	13	19	32
	<b>Sub-total</b>	57	57	114
<b>School of Rural Development</b>	Agro- Processing	11	4	15
	Communication and Rural Extension	8	1	9
	Agrarian Economy	15	6	21
	Rural Engineering	16	1	17
	Agro-Production	17	12	29
	Animal-Production	8	14	22
	<b>Sub-total</b>	75	38	113
<b>School of Marine and Coastal Sciences</b>	Marine Biology	18	14	32
	Oceanography	14	3	17
	Marine Geology	6	0	6
	Marine Chemistry	10	4	14
	<b>Sub-total</b>	48	21	69
<b>Faculty of Medicine</b>	Medicine	45	47	92
	<b>Sub-total</b>	45	47	92
<b>Faculty of Veterinary</b>	Veterinary Medicine	9	13	22
	<b>Sub-total</b>	9	13	22
<b>Grand Total</b>		<b>995</b>	<b>815</b>	<b>1810</b>

Table 6.2 Masters Courses: Numbers of Graduate Students by Faculty/School, Course and Gender

Faculty/ School	Courses	Gender		
		Male	Female	Total
Faculty of Agronomy and Forestry Engineering	Rural Development	0	1	1
	Education in Agrarian Sciences	1	0	1
	Soil and Water Management- Soil Management Section	3	1	4
	<b>Sub-total</b>	<b>4</b>	<b>2</b>	<b>6</b>
Faculty of Architecture and Physical Planning	Planning and Informal Settlements Management	3	0	3
	<b>Sub-total</b>	<b>3</b>	<b>0</b>	<b>3</b>
Faculty of Sciences	Chemistry and Processing Local Resources	2	2	4
	Biotechnology	2	2	4
	<b>Sub-total</b>	<b>4</b>	<b>4</b>	<b>8</b>
Faculty of Law	Juridical- Political Sciences	1	0	1
	Juridical-Economics Sciences	2	0	2
	Cooperation for Development	1	1	2
	Human Rights	1	2	3
	<b>Sub-total</b>	<b>5</b>	<b>3</b>	<b>8</b>
Faculty of Economics	Actuarial Sciences	1	2	3
	Economic Development	3	0	3
	Business Management	3	2	5
	<b>Sub-total</b>	<b>7</b>	<b>4</b>	<b>11</b>
Faculty of Education	Instructional and Curriculum Development	0	1	1
	Higher Education Studies and Development	1	3	4
	Adult Education	1	0	1
	<b>Sub-total</b>	<b>2</b>	<b>4</b>	<b>6</b>
Faculty of Engineering	Oil Engineering	1	0	1
	Food Technology	0	1	1
	<b>Sub-total</b>	<b>1</b>	<b>1</b>	<b>2</b>
Faculty of Arts and Social Sciences	Governance and Public Administration	2	2	4
	Population and Development	0	1	1
	Sociology of Rural Management	4	3	7
		<b>6</b>	<b>6</b>	<b>12</b>
School of Marine and Coastal Sciences	Sustainable Aquaculture	1	3	4
	<b>Sub-total</b>	<b>1</b>	<b>3</b>	<b>4</b>
Faculty of Medicine	Mental Health and Psychointerventions	1	0	1
	Public Health	1	0	1
	<b>Sub-total</b>	<b>2</b>	<b>0</b>	<b>2</b>
Faculty of Veterinary	Food Safety	1	0	1
	<b>Sub-total</b>	<b>1</b>	<b>0</b>	<b>1</b>
Grand Total		36	27	63

Table 6.3 Doctorate Courses:Numbers of Graduate Students by Faculty/School, Course and Gender

Faculty/ School	Course	Gender		
		Female	Male	Total
Faculty of Arts and Social Sciences	Linguistics	1	2	3
Sub-total		1	2	3
Grand Total		1	2	3

Table 6.4 Table Summary of Total Numbers of Graduate Students by Academic Degree and Gender

AcademicDegree	M	F	T
Licenciatura	815	995	1810
Masters	27	36	63
Doctorate	1	2	3
<b>TOTAL</b>	<b>843</b>	<b>1033</b>	<b>1876</b>

Table 6.5 Numbers of Graduate Students by Scientific Areas, Categories, Courses, Unesco's Classification (ISCED – 1997) and Gender

Scientific Areas	Categories	Courses of Licenciatura, Master and Doctorate	Unesco's Classification	Gender		
				Total	Male	Female
Education	Teaching, Training and Education Science	French Teaching	14	23	9	14
		French Teaching-(EC)		0		
		English Teaching		52	35	17
		English Teaching-(EC)		0	0	0
		Portuguese Teaching		28	7	21
		Portuguese Teaching - (EC)		0		
		Bantu Languages Teaching		11	4	7
		Adult Education		1	1	0
		Environmental Education		24	9	15
		Environmental Education-(EC)		0		
		Higher Education Studies and Development		4	1	3
		Administration and Management of Education ( <b>Masters</b> )		0		
		Mozambican Sign Languages- Interpretation Section		0		
		Languages Sign of		0		

		Mozambique-				
		Organization and Education Management		34	10	24
		Organization and Education Management- (EC)		0		
		Organization and Education Management- (Distance Learning)		0		
		Instructional and Curriculum Development		1	0	1
		Development and Infant Education		14	3	11
		Sub-total			192	79
Humanities and Arts	Arts	Music	21	9	4	5
		Theater		1	1	0
	Humanis	History	22	0		
		History (EC)		0		
		Linguistics		45	16	29
		Linguistics and Literature		36	11	25
		Linguistics (Doctorate)		3	2	1
		Mozambican Literature		19	8	11
		Mozambican Literature- (EC)		0		
		Translation (English / French)		16	12	4
		Translation (English / French)- (EC))		0		
		Translation Portuguese /English		29	15	14
		Translation Portuguese /English- (EC)		0		
		Sub-total			158	69
Social Sciences,Management and Law	Social Sciences and Behavioural Sciences	Public Administration	31	38	13	25
		Public Administration- (EC)		0		
		Governance and Public Administration		4	2	2
		Anthropology		46	28	18
		Anthropology- (EC)		0		
		Archaeology and Cultural Heritage Management		8	5	3
		Political Science		13	3	10
		Political Science- (EC)		0		
		Sociology		47	18	29
		Sociology- (EC)		0		
		Economics		53	26	27



	Economics -(EC)		0		
	Economic Development ( <b>Masters</b> )		3	3	0
	Philosophy		45	37	8
	Philosophy – (EC)		0		
	Philosophy ( <b>Masters</b> )		0		
	Business Management		5	3	2
	Business Management ( Distance Learning)		17	13	4
	Rural Sociology and Development Management		7	4	3
	Population and Development		1	0	1
	History		33	21	12
	Geography		51	32	19
	Geography- (EC)		0		
	Psychology of Organizations		19	5	14
	Psychology of Organizations-(EC)		0		
	Social and Community Psychology		13	1	12
	Social and Community Psychology- (EC)		0		
	School Psychology-Special Educational Needs		10	3	7
	School Psychology-Special Educational Needs-(EC)		0		
<b>Journalism and Information</b>	Journalism	32	29	16	13
	Journalism-(EC)		0		
	International Trade Law ( <b>Masters</b> )		2	1	1
	Information Science		15	5	10
<b>Business and Administration</b>	Agro- Business	34	18	8	10
	Commercial Agriculture		11	6	5
	Agro- Processing		15	11	4
	Actuarial Sciences( <b>Masters</b> )		3	1	2
	Management (Maputo)		38	23	15
	Management-(EC)		0		
	Management - Distance Learning		0		
	Management- (EC-Inhambane))		9	3	6
	Commerce		20	13	7
	Accounting and Finances		40	27	13
	Accounting and Finances- (EC)		0		

		Finances (Chibuto)		33	17	16
		Finances-(EC) (Chibuto)		0	0	0
		Management and Leadership		32	13	19
		Commercial Management		0	0	0
		Hotel Management		13	6	7
		Business Management (Chibuto)		0	0	0
		Business Management (EC) – Chibuto)		0	0	0
	Law and Juridical Sciences	Law	38	108	63	45
		Law-(EC)		0		
		Human Rights		3	1	2
		Social Rights ( <b>Masters</b> )		0		
		Juridical -Political Sciences (Master)		1	1	0
		Juridical-Economics Sciences ( <b>Masters</b> )		2	2	0
Sub-total				805	434	371
Natural Sciences	Life Sciences	Applied Biology	42	6	2	4
		Biology and Health		16	7	9
		Marine Biology, Aquatic and Coastal		10	1	9
		Marine Biology		32	18	14
		Marine Chemistry		14	10	4
		Physics		13	13	0
		Physics( Masters)		0		
		Biotechnology		4	2	2
		Marine Geology		6	6	0
		Applied Geology		21	12	9
		Geographic Information Sciences		4	3	1
		Biological Sciences		1	1	0
		Geographic Information Sciences (EC)		0		
		Chemistry		17	9	8
		Chemical and Processing Local Resources		4	2	2
		Meteorology		7	5	2
		Meteorology (EC)		0		
		Sustainable Aquaculture ( Masters)		4	1	3
		Oceanography		17	14	3
	Geological Mapping and Mineral Exploration	0				
Mathematics and Statistics	Mathematics	46	4	4	0	

		Statistics		13	10	3
		Statistics- (EC)		0		
	Informatics	Informatics	48	13	10	3
		Informatics- (EC)		0		
		Informatics ( Masters)		0		
		Informatics Engineering		30	22	8
		Informatics Engineering- (EC)		0		
		Ecology and Conservation of Terrestrial Biodiversity		5	0	5
Subtotal				241	152	89
		Electrical Engineering		24	21	3
		Electrical Engineering- (EC)		0		
		Electronic Engineering		11	9	2
		Electronic Engineering- (EC)		0		
		Mechanical Engineering		17	16	1
		Management and Production Engineering (EC)		1	1	0
		Chemical Engineering		16	9	7
		Engineering and Hydrocarbons Processing		1	1	0
		Environmental Engineering		9	8	1
		Environmental Engineering (EC)		0		
		Food Technology		1	0	1
		Architecture and Construction		Civil Engineering	58	33
	Civil Engineering-(EC)		0			
	Planning and Informal Settlements Management		3	3		0
	Architecture and Physical Planning		27	17		10
Subtotal				143	114	29
Agriculture	Agriculture, Forestry and Fisheries	Agriculture Engineering	62	33	20	13
		Forestry Engineering		11	8	3
		Agro-Economics and Agrarian Extension		0		
		Rural Engineering		17	16	1
		Agro-Production		29	17	12
		Animal-Production- (Vilanculos)		22	8	14
		Agrarian Economy		21	15	6
		Soil and Water Management- (Masters)		4	3	1

		Rural Development		1	0	1
		Communication and Rural Extension		9	8	1
		Education in Agrarian Sciences		1	1	0
		Food Safety		1	1	0
	Veterinary	Preventive Veterinary Medicine	64	1	0	1
		Veterinary Medicine		22	9	13
Sub-total				172	106	66
		Medicine	72	92	45	47
		Mental Health and Psychointerventions		1	1	0
		Public Health		1	1	0
	Sub-total			94	47	47
		Social Services	76	6	3	3
Sub-total				6	3	3
Services	Personal Services	Tourism Entertainment	81	20	10	10
		Management of Touristics Market		21	11	10
		Sport Sciences		4	3	1
		Tourism Information		19	6	13
Sub-total				64	30	34
Total of Graduate Students				1876	1033	843

**Table 6.6 Numbers of Graduate Students by Province of Birth**

Province	Gender		Total
	F	M	
Maputo	568	575	1143
Gaza	82	114	196
Inhambane	78	121	199
Sofala	25	62	87
Manica	9	25	34
Tete	11	17	28
Zambézia	36	46	82
Nampula	10	26	36
Cabo Delgado	15	28	43
Niassa	5	16	21
Foreigners	4	3	7
<b>Total</b>	<b>843</b>	<b>1033</b>	<b>1876</b>

## 6.7 Evolution of Numbers of Graduate Students by Faculty/ School and Course, 2016-2017

Table 6.7.1 Courses of Licenciatura: Evolution of Numbers of Graduate Students by Faculty/ School and Course, 2016-2017

Faculty /School		2016			2017		
		M	F	T	M	F	T
Faculty of Agronomy and Forestry Engineering	Agriculture Engineering	39	15	54	20	13	33
	Forestry Engineering	10	3	13	8	3	11
Sub -total		49	18	67	28	16	44
Faculty of Architecture and Physical Planning	Architecture and Physical Planning	24	6	30	17	10	27
Sub -total		24	6	30	17	10	27
Faculty of Sciences	Applied Biology	4	4	8	2	4	6
	Biology and Health	2	3	5	7	9	16
	Marine Aquatic, Biology and Coastal	0	2	2	1	9	10
	Biological Sciences	0	1	1	1	0	1
	Geographic Information Sciences	9	1	10	3	1	4
	Ecology and Conservation of Terrestrial Biodiversity	1	3	4	0	5	5
	Statistics	8	3	11	10	3	13
	Applied Physics			0	2	0	2
	Physics	13	1	14	10	0	10
	Educational Physics			0	1	0	1
	Applied Geology	6	1	7	12	9	21
	Informatics	8	3	11	10	3	13
	Mathematics	3	0	3	4	0	4
	Meteorology	4	3	7	5	2	7
	Chemistry	10	7	17	9	8	17
Sub -total		68	32	100	77	53	130
Faculty of Law	Law	6	0	6	0	0	0
	Law	83	64	147	63	45	108
Sub -total		89	64	153	63	45	108
Faculty of Economics	Accounting and Finances	26	15	41	27	13	40
	Economics	23	17	40	26	27	53
	Management	25	15	40	23	15	38
	Business Managements- Distance Learning	9	7	16	13	4	17
Sub -total		83	54	137	89	59	148
Faculty of Education	Development and Infant Education	3	18	21	3	11	14
	Psychology	5	23	28			
	Environmental Education	4	5	9	9	15	24
	Social and Community Psychology	4	13	17	1	12	13
	Psychology, Orientation in Psychology of Organizations	0	6	6	5	14	19
	Psychology Special Need Education	2	9	11	3	7	10

	Organization and Education Management	26	12	38	10	24	34
Sub -total		44	86	130	31	83	114
Faculty of Engineering	Environmental Engineering	20	4	24	8	1	9
	Civil Engineering	26	2	28	29	4	33
	Electrical Engineering	26	4	30	21	3	24
	Electrical Engineering	17	3	20	9	2	11
	Informatics Engineering	30	8	38	22	8	30
	Mechanical Engineering	23	1	24	16	1	17
	Management and Production Engineering			0	1	0	1
	Chemical Engineering	23	6	29	9	7	16
	Oil Engineerig	9	2	11			
Sub -total		174	30	204	115	26	141
Faculty of Philosophy	Philosophy	27	15	42	37	8	45
Sub -total		27	15	42	37	8	45
Faculty of Arts and Social Sciences	Public Administration	76	89	165	13	25	38
	Anthropology	20	7	27	28	18	46
	Archaeology and Cultural Heritage Management	8	0	8	5	3	8
	Political Science	22	18	40	3	10	13
	French Teaching	17	10	27	9	14	23
	English Teaching	31	7	38	35	17	52
	Linguistics	7	14	21	16	29	45
	Linguistics and Literature	3	3	6	11	25	36
	Mozambican Literature	11	4	15	8	11	19
	Bantu Languages Teaching	17	14	31	4	7	11
	Portuguese Teaching	17	23	40	7	21	28
	Geography	41	22	63	32	19	51
	History	64	26	90	21	12	33
	Sociology	21	31	52	18	29	47
	Social Service			0	3	3	6
	Translation English/Portuguese	19	7	26	15	14	29
	Translation Portuguese /French	5	15	20	12	4	16
Sub -Total		379	290	669	240	261	501
School of Communication and Arts	Journalism	4	4	8	16	13	29
	Information Science	14	19	33	5	10	15
	Theater	1	0	1	1	0	1
	Music	6	4	10	4	5	9
Sub -total		25	27	52	26	28	54
School of Sport Sciences	Sport Sciences	7	0	7	3	1	4
Sub -total		7	0	7	3	1	4
School of Hotel and	Tourism Entertainment	5	13	18	9	12	21
	Management	13	15	28	3	6	9
	Management of Touristics Market	12	12	24	11	10	21

<b>Tourism</b>	Hotel Management	10	9	19	6	7	13
	Tourism Information	8	16	24	6	13	19
	Sub -total	48	65	113	35	48	83
<b>School of Entrepreneurship and Business</b>	Commercial Agriculture	10	7	17	6	5	11
	Agro- Business	11	11	22	8	10	18
	Commerce	15	8	23	13	7	20
	Finances	12	8	20	17	16	33
	Management and Leadership	21	16	37	13	19	32
	Sub -total	69	50	119	57	57	114
<b>School of Rural Development</b>	Agro- Processing	27	12	39	11	4	15
	Communication and Rural Extension	27	21	48	8	1	9
	Agrarian Economy	26	25	51	15	6	21
	Rural Engineering	23	0	23	16	1	17
	Agro-Production	14	6	20	17	12	29
	Animal-Production	9	16	25	8	14	22
	Sub -total	126	80	206	75	38	113
<b>School of Marine and Coastal Sciences</b>	Marine Biology	13	11	24	18	14	32
	Oceanography	17	2	19	14	3	17
	Marine Geology	17	3	20	6	0	6
	Marine Chemistry			0	10	4	14
	Sub -total	47	16	63	48	21	69
<b>Faculty of Medicine</b>	Medicine	72	80	152	45	47	92
	Sub -total	72	80	152	45	47	92
<b>Faculty of Veterinary</b>	Veterinary Medicine	8	14	22	9	13	22
	Preventive Veterinary Medicine	0	1	1	0	1	1
	Sub -total	8	15	23	9	14	23
<b>Grande Total</b>		<b>1340</b>	<b>931</b>	<b>2271</b>	<b>997</b>	<b>823</b>	<b>1810</b>

**Table 6.7.2. Masters Courses: Evolution of Numbers of Graduate Students by Faculty/ School Course, 2016-2017**

Faculty /School	Courses						
		M	F	T	M	F	T
<b>Faculty of Agronomy and Forestry Engineering</b>	Rural Development	4	1	5	0	1	1
	Agrarian Development-Rural Development Section	2	0	2			0
	Education in Agrarian Sciences			0	1	0	1
	Forestry and Wildlife Management Section	1	1	2			0
	Agrarian Economy- Economy of Naturals Resources	1	0	1			0
	Management and Biodiversity Conservation	4	0	4			0
	Education in Agrarian Sciences	1	0	1			0
	Education in Agrarian Sciences -Educational Extention Section	2	0	2			0
	Vegetal Production	7	3	10			0
	Education in Agrarian Sciences- Vegetal Protection Section	0	1	1			0
	Agrarian Economy	2	4	6			0
	Soil and Water Management Soils -Management Section			0	3	1	4
	Sub -total	24	10	34	4	2	6
<b>Faculty of Architecture and Physical Planning</b>	Planning and Informal Settlements Management	11	2	13	3	0	3
	Sub -total	11	2	13	3	0	3
<b>Faculty of Sciences</b>	Chemistry and Processing Local Resources	3	4	7	2	2	4
	Information Systems	1	1	2			
	Physics	2	0	2			
	Biotechnology			0	2	2	4
	Sub -total	6	5	11	4	4	8
<b>Faculty of Law</b>	Juridical Sciences	5	1	6			
	Juridical-Political Sciences	4	2	6	1	0	1
	Juridical-Economics Sciences	5	0	5	2	0	2
	Communication and Cooperation for Development	3	6	9	1	1	2
	Social Rights		1	3			
	International Trade Law	4	1	5			
	Human Rights	3	3	6	1	2	3
	Sub -total	26	14	40	5	3	8
<b>Faculty of Economics</b>	Actuarial Sciences			0	1	2	3
	Political and Economical Management	3	2	5			
	Master in Development Economics	2	1	3	3	0	3
	Business Management	4	1	5	3	2	5
	Sub -total	9	4	13	7	4	11
<b>Faculty of Education</b>	Instructional and Curriculumm Development	2	2	4	0	1	1
	Higher Education and Development	0	1	1	1	3	4
	Family and Community Therapy	2	4	6			
	Administration and Education Managment	1	0	1			
	Adult Education	0	4	4	1	0	1



	Sub -total	5	11	16	2	4	6
Faculty of Engineering	Oil Engineering	0	2	2	1	0	1
	Hydraulics and Hydro Resources	3	0	3			
	Food Technology	0	6	5	0	1	1
	Sub -total	3	8	10	1	1	2
Faculty of Arts and Social Sciences	Mozambican and Southern African History	4	3	7			
	Governance and Public Administration	5	3	8	2	2	4
	Linguistics	1	0	1			
	Population and Development	2	1	3	0	1	1
	Rural Sociology and Development Management	4	5	9	4	3	7
	Sub -total	16	12	28	6	6	12
School of Marine and Coastal Sciences	Sustainable Aquaculture			0	1	3	4
	Sub -total	0	0	0	1	3	4
Faculty of Medicine	Mental Health and Psychointerventions	1	0	1	1	0	1
	Public Health	4	7	11	1	0	1
	Sub -total	5	7	12	2	0	2
Faculty of Veterinary	Animal-Production	1	0	1			
	Food Safety			0	1	0	1
	Sub -total	1	0	1	1	0	1
	<b>Grand Total</b>	106	73	179	36	27	63

Table 6.7.3. Doctorate Courses: Evolution of Numbers of Graduate Students by Faculty/ School and Course, 2016-2017

Faculty/School	Course	2016	2017
		Total	Total
Faculty of Law	Law	6	0
	Sub total	6	0
Faculty of Arts and Social Sciences	Linguistics	2	3
	Subtotal	2	3
Total		8	3

Table 6.7.4 Evolution of Numbers of Graduate Students by Academic Degree and Variation in Percentage, 2016-2017

Academic Degree	2016	2017	Variation in %
Licenciatura	2260	1810	20%
Masters	179	63	65%
Doctorate	8	3	62%
<b>TOTAL</b>	<b>2447</b>	<b>1876</b>	<b>23</b>

## 7. TEACHING STAFF

**Table 1. Numbers of Teaching Staff by Contractual Regime, Academic Qualifications and Gender**

Contractual Regime	Academic Qualifications																	
	Bachelor			Licenciatura			Diploma			Master			PhD			All		
	M	F	Total	M	F	Total	M	F	Total	M	F	Total	M	F	Total	M	F	Total
<b>Full- time</b>	0	0	0	295	89	384	0	0	0	405	197	602	257	73	330	957	359	1316
<b>Part-Time</b>	0	0	0	84	61	145	0	0	0	186	28	214	44	22	66	314	111	425
<b>Total</b>	0	0	0	379	150	529	0	0	0	591	225	816	301	95	396	1271	470	1741

**Table 2: Numbers of Full- time Teaching Staff by Nationality, Academic Qualifications, and Gender**

Nationality	Academic Qualifications																	
	Bachelor			Licenciatura			Diploma			Masters			PhD			All		
	M	F	Total	M	F	Total	M	F	Total	M	F	Total	M	F	Total	M	F	Total
<b>Mozambican</b>	0	0	0	287	84	371	0	0	0	394	193	587	229	68	297	910	345	1255
<b>Foreigner</b>	0	0	0	8	5	13	0	0	0	11	4	15	28	5	33	47	14	61
<b>Total</b>	0	0	0	295	89	384	0	0	0	405	197	602	257	73	330	957	359	1316

**Table 3: Numbers of Part-Time Teaching Staff by Academic Qualifications and Gender**

Nationality	Academic Qualifications																	
	Bachelor			Licenciatura			Diploma			Master			PhD			All		
	M	F	Total	M	F	Total	M	F	Total	M	F	Total	M	F	Total	M	F	Total
<b>Mozambican</b>	0	0	0	84	61	145	0	0	0	186	28	214	44	22	66	314	111	425
<b>Foreigner</b>	0	0	0	0	0	0	0	0	0	0	0	0			0	0	0	0
<b>Total</b>	0	0	0	84	61	145	0	0	0	186	28	214	44	22	66	314	111	425

**Table 4: Numbers of Teaching Staff by Type of Contractual Regime, Academic Qualifications and Gender**

Type of contractual Regime	Academic Qualifications																	
	Bachelor			Licenciatura			Diploma			Master			PhD			All		
	M	F	Total	M	F	Total	M	F	Total	M	F	Total	M	F	Total	M	F	Total
<b>UEM Staff</b>	0	0	0	238	94	332	0	0	0	521	205	726	240	76	316	999	375	1374
<b>On Contract Basic</b>	0	0	0	141	56	197	0	0	0	70	20	90	61	19	80	272	95	367
<b>Total</b>	0	0	0	379	150	529	0	0	0	591	225	816	301	95	396	1271	470	1741

**Table 7.5 Evolution of Numbers of Teaching Staff by Academic Degree and Gender, 2013-2016**

Academic Degree	2013			2014			2015			2016			2017		
	M	F	T	M	F	T	M	F	T	M	F	T	M	F	T
Doctorate	276	76	352	295	79	374	399	81	380	272	116	388	301	95	396
Masters	589	218	807	612	233	845	615	237	852	547	330	877	591	225	816
Licenciatura	382	139	521	397	159	556	397	161	558	438	80	518	379	150	529
Bachelorate	0	0	0	0	0	0	0	0	0	0	0	0	0	0	0
<b>Total</b>	<b>1247</b>	<b>433</b>	<b>1680</b>	<b>1304</b>	<b>471</b>	<b>1775</b>	<b>1311</b>	<b>479</b>	<b>1790</b>	<b>1257</b>	<b>526</b>	<b>1783</b>	<b>1271</b>	<b>470</b>	<b>1741</b>

F: Male; F: Female; T: Total

**Table 7.6 Numbers of Teaching Staff by Organic Unities (Faculties, Schools and Centres) and No Organic Unities by Professional Categories and Gender**

Order Number	Organic Unity	Grand Total			Full Professor			Associate Professor			Assistant Professor			Assistant			Trainee Assistant		
		Total	M	F	Total	M	F	Total	M	F	Total	M	F	Total	M	F	Total	M	F
1	Faculty of Agronomy and Engineering Forestry	93	65	28	1	1	0	10	8	2	18	13	5	40	29	11	24	14	10
2	Faculty of Architecture and Physical Planning	40	35	5	1	1	0	1	1	0	5	5		26	22	4	7	6	1
3	Faculty of Engineering	138	121	17	3	3	0	5	5		29	25	4	63	59	4	38	29	9
4	Faculty of Medicine	186	102	84	1	0	1	14	7	7	37	22	15	78	42	36	56	31	25
5	Faculty of Veterinary	60	29	31	1	0	1	0		0	19	10	9	32	16	16	8	3	5
6	Faculty of Sciences	290	225	65	9	9	0	19	16	3	45	37	8	146	109	37	71	54	17
7	Faculty of Philosophy	23	20	3	1	1	0	1	1	0	1	1	0	17	15	2	3	2	1
8	Faculty of Law	54	40	14	0	0	0	0		0	4	4	0	26	17	9	24	19	5
9	Faculty of Economics	89	72	17	1	1	0	3	2	1	9	9	0	48	37	11	28	23	5
10	Faculty of Arts Social Sciences	247	181	66	2	1	1	16	12	4	34	25	9	167	128	39	28	15	13
11	Faculty of Education	112	76	36	0	0	0	5	4	1	11	10	1	73	48	25	23	14	9
12	School of Hotel and Tourism	46	36	10	0	0	0	0	0	0	1	1	0	31	23	8	14	12	2
13	School of Sport Sciences	40	35	5	3	3	0	0	0	0	1	1	0	8	6	2	28	25	3
14	School of Communication and Arts	93	68	25	0	0	0	1	1	0	2	1	1	38	27	11	52	39	13
15	School of Marine and Coastal Sciences	38	25	13	1	1	0	0	0	0	1	1	0	13	7	6	23	16	7
16	School of Rural Development	83	58	25	0	0	0	1	0	1	1	1	0	55	39	16	26	18	8
17	School of Entrepreneurship Business	54	42	12	0	0	0	0	0	0	0		0	43	36	7	11	6	5
18	African Studies Center	6	3	3	0	0	0	1	1	0	3	1	2	2	1	1	0	0	0
19	Informatics Center	1	1	0	0	0	0	0	0	0	0	0		1	1	0	0	0	0
20	Distance Learning Center	12	7	5	0	0	0	1	1	0	2	1	1	8	4	4	1	1	0

21	.Biotechnology Center	3	3	0	0	0	0	0	0	0	2	2	0	1	1	0	0	0	0
22	.Communication and Marketing Center	1	1	0	0	0	0	0	0	0	1	1	0	0	0	0	0	0	0
23	Gender Issues Coordinator Center	1	0	1	0	0	0	0	0	0	0	0	0	1	0	1	0	0	0
24	Center of Regional Integration Law Studies of SADC	1	1	0	0	0	0	0	0	0	0	0	0	1	1	0	0	0	0
25	Center for Studies in Policies and Agro-Food Programs	2	1	1	0	0	0	1	1	0	0	0	0	1	0	1	0	0	0
26	UEM's Health Center	1	0	1	0	0	0	0	0	0	0	0	0	1	0	1	0	0	0
27	Scientific Directorate	3	2	1	0	0	0	1	1	0	1	1	0	1	0	1	0	0	0
28	Pedagogic Directorate	3	1	2	0	0	0	0	0	0	0	0	0	3	1	2	0	0	0
29	Human Resources Directorate	1	0	1	0	0	0	0	0	0	0	0	0	1	0	1	0	0	0
30	Academic Registry Directorate	1	1	0	0	0	0	1	1	0	0	0	0	0	0	0	0	0	0
31	Documentation Services Directorate	1	1	0	0	0	0	0	0	0	1	1	0	0	0	0	0	0	0
32	Social Service Directorate	1	1	0	0	0	0	0	0	0	0	0	0	0	0		1	1	0
33	Culture Directorate	3	1	2	0	0	0	0	0	0	1	0	1	2	1	1	0	0	0
34	Infrastructure and Maintenance Directorate	2	2	0	0	0	0	0	0	0	0	0	0	2	2	0	0	0	0
35	Rector's Office	5	3	2	0	0	0	2	1	1	3	2	1	0	0	0	0	0	0
36	Planning Office	1	1	0	0	0	0	0	0	0	0	0	0	1	1	0	0	0	0
37	Cooperation Office	2	0	2	0	0	0	0	0	0	0	0	0	2	0	2	0	0	0
38	Office for Academic Quality	1	0	1	0	0	0	0	0	0	0	0	0	1	0	1	0	0	0
39	Historic Archive of Mozambique	1	1	0	0	0	0	0	0	0	1	1	0	0	0	0	0	0	0
40	Natural History Museum	2	1	1	0	0	0	0	0	0	0	0		2	1	1	0	0	0
<b>Grand Total</b>		<b>1741</b>	<b>1262</b>	<b>479</b>	<b>24</b>	<b>21</b>	<b>3</b>	<b>83</b>	<b>63</b>	<b>20</b>	<b>233</b>	<b>176</b>	<b>57</b>	<b>935</b>	<b>674</b>	<b>261</b>	<b>466</b>	<b>328</b>	<b>138</b>

**Table 7.7 Numbers of Teaching Staff With Managerial Position**

<b>Ord</b>	<b>Position/Job Title</b>	<b>Male</b>	<b>Female</b>	<b>Total</b>
1	Rector	1		1
2	Vice-Rector	1	1	2
3	Rector's Advisory	3	1	4
4	Director of Higher School	1		1
5	Director of Faculty	14	1	15
6	National Director	15	7	22
7	Faculty Administrator	1		1
8	Deputy Director of Higher School		2	2
9	Deputy Director of Faculty	21	12	33
10	Deputy National Director	9	5	14
11	Assistant Rectory	1		1
12	Head of Central Departments	84	25	109
13	Director of Course at the University	70	20	90
14	Head of Central Office	2	2	4
15	Head of Central Section	38	19	57
<b>TOTALS</b>		<b>261</b>	<b>95</b>	<b>356</b>

## 8. TECHNICAL AND ADMINISTRATIVE STAFF (CTA)

**Table 8.1 Numbers of Technical and Administrative Staff by Contractual Regime, Academic Qualification and Gender**

Contractual Regime	Academic Qualifications																		All		
	Elementary			Basic			Pre- University			Bachelor			Licenciatura			Post- Graduate			M	F	T
	M	F	T	M	F	T	M	F	T	M	F	T	M	F	T	M	F	T			
Full- time	535	218	753	455	203	658	482	377	859	11	8	19	242	220	462	21	8	29	1746	1034	2780
Part-Time	0	0	0	0	0	0	0	0	0	0	0	0	0	0	0	0	0	0	0	0	0
Total	535	218	753	455	203	658	482	377	859	11	8	19	242	220	462	21	8	29	1746	1034	2780

**Table 8.2 Numbers of Full-Time Technical and Administrative Staff by Nationality, Academic Qualification and Gender**

Nationality	Academic Qualifications																		All		
	Elementary			Basic			Pre- University			Bachelor			Licenciatura			Post- graduate			M	F	T
	M	F	T	M	F	T	M	F	T	M	F	T	M	F	T	M	F	T			
Mozambican	535	218	753	455	203	658	482	377	859	11	8	19	242	220	462	21	8	29	1746	1034	2780
Foreigner	0	0	0	0	0	0	0	0	0	0	0	0	0	0	0	0	0	0	0	0	0
Total	535	218	753	455	203	658	482	377	859	11	8	19	242	220	462	21	8	29	1746	1034	2780



**Table 8.3 Numbers of Part-Time Technical and Administrative Staff by Nationality, Academic Qualifications and Gender**

Nationality	Academic Qualifications																		All		
	Elementary			Basic			Pre- University			Bachelor			Licenciatura			Post- Graduate			M	F	T
	M	F	T	M	F	T	M	F	T	M	F	T	M	F	T	M	F	T			
Mozambican	0	0	0	0	0	0	0	0	0	0	0	0	0	0	0	0	0	0	0	0	0
Foreigner	0	0	0	0	0	0	0		0	0	0	0	0	0	0	0	0	0	0	0	0
Total	0	0	0	0	0	0	0	0	0	0	0	0	0	0	0	0	0	0	0	0	0

**Table 8.4 Numbers of Technical and Administrative Staff by Contratural Regime, Academic Qualifications and Gender**

Type de Contractual Regime	Academic Qualifications																		All		
	Elementary			Basic			Pre- University			Bachelor			Licenciatura			Post- Graduate			M	F	T
	M	F	T	M	F	T	M	F	T	M	F	T	M	F	T	M	F	T			
UEM Staff	494	190	684	309	155	464	440	359	799	8	7	15	225	211	436	21	8	29	1497	930	2427
On Contract Basic	41	28	69	146	48	194	42	18	60	3	1	4	17	9	26	0	0	0	249	104	353
Total	535	218	753	455	203	658	482	377	859	11	8	19	242	220	462	21	8	29	1746	1034	2780

**Table 8.5 Numbers of Technical and Administrative Staff With Managerial Position and Gender**

Ord	Position/Jb Title	Male	Female	Total
1	National Director	6	3	9
2	Deputy National Director	8	4	12
3	Deputy Director of Faculty	0	1	1
4	Deputy National Director	5	7	12
5	Assistant Rectory	1	2	3
6	Head of Central Department	58	36	94
7	UEM burgh Administrator	1	0	1
8	Head of Library	5	1	6
9	Head of Laboratory	12	7	19
10	Head of Office	3	0	3
11	Head of Central Office	113	74	187
12	Secretary and Public Relations	1	3	4
13	Executive Secretary	1	6	7
14	Private Secretary	1	0	1
15	Private Secretary of Vice-Rector	0	2	2
16	Head of Central Section	125	63	188
17	Head of Central Secretariat	11	15	26
18	Head of Sector	2	0	2
19	Secretary of Management	1	2	3
<b>Grand Total</b>		<b>354</b>	<b>226</b>	<b>580</b>

**Table 8.6 Staff Training**

Degree to Obtain	Technical and Administrative Staff	Teaching Staff	Research Staff	Grand Total
Post -Doctorate	0	0	0	0
Doctorate	12	133	21	166
Masters	30	72	8	110
Licenciatura	324	0	0	324
Bachelor	0	0	0	0
Medium professional	28	0	0	28
<b>Grand Total</b>	<b>394</b>	<b>205</b>	<b>29</b>	<b>628</b>

## 9. UEM's GLOBAL BUDGET

Table 9.1 Revenue (Values in Thousands)

Unid: 10<sup>3</sup> FTL

Sources of Funding	Approved Budget	Available Amount	Superavit/ Deficit
<b>State Budget</b>	<b>2,205,086</b>	<b>2,209,610</b>	<b>4,524</b>
Current Budget	2,066,426	2,070,950	4,524
Salaries and Remunerations	1,547,233	1,622,890	75,657
Current expenses	519,193	448,061	- 71,132
Investment Budget	138,660	138,660	-
<b>Donations</b>	<b>503,145</b>	<b>265,795</b>	<b>- 237,350</b>
<b>Own Revenue</b>	<b>567,546</b>	<b>506,182</b>	<b>- 61,364</b>
Opening Balance 2014		71,673	71,673
<b>Own revenues of peiod</b>	<b>567,546</b>	<b>434,510</b>	<b>- 133,036</b>
Fees	350,127	259,447	- 90,680
Goods and Material Sold	11,731	13,214	1,483
Services Sold	136,910	64,399	- 72,511
Sponsorship for events	11,060	997	- 10,063
Other Revenue	57,718	96,453	38,735
<b>Total</b>	<b>3,275,777</b>	<b>2,981,587</b>	<b>- 294,190</b>

**Table 9.2 Expenses**Unid: 10<sup>3</sup> FT

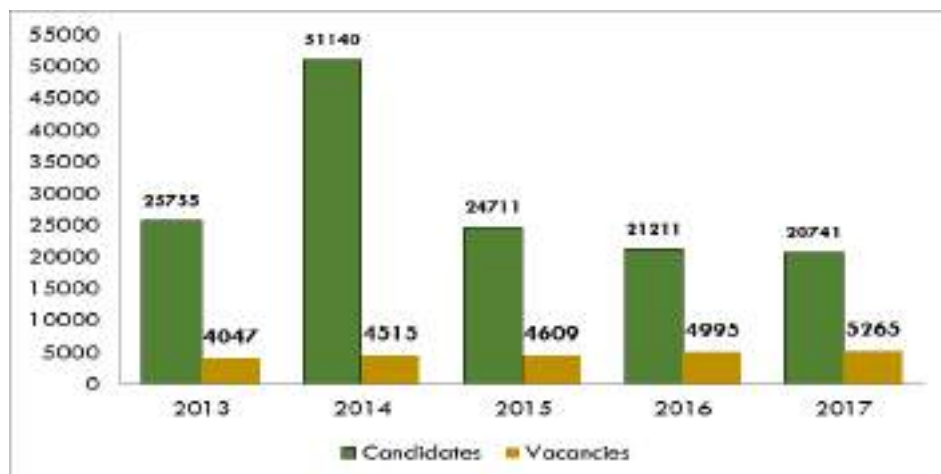
Sources of Funding	Available Amount	Expenses	Execution (%)
<b>State Budget</b>	<b>2,209,610</b>	<b>2,209,020</b>	<b>100%</b>
Current Budget	2,070,950	2,070,489	100%
Salaries and Remunerations	1,622,890	1,622,835	100%
Current expenses	448,061	447,654	100%
Investment Budget	138,660	138,531	100%
<b>Donations</b>	<b>265,795</b>	<b>141,945</b>	<b>53%</b>
<b>Own Revenue</b>	<b>506,182</b>	<b>443,321</b>	<b>88%</b>
Personnel expenses		219,146	
Goods and Services		189,219	
Other Spenses		8,847	
Investment expenses		26,108	
<b>Total</b>	<b>2,981,587</b>	<b>2,794,286</b>	<b>94%</b>

**Table. 9.2: Evolution of UEM's Global Budget, 2013-2017****A. REVENUE (Values in Thousands)**

Unid: 10<sup>3</sup> F.T

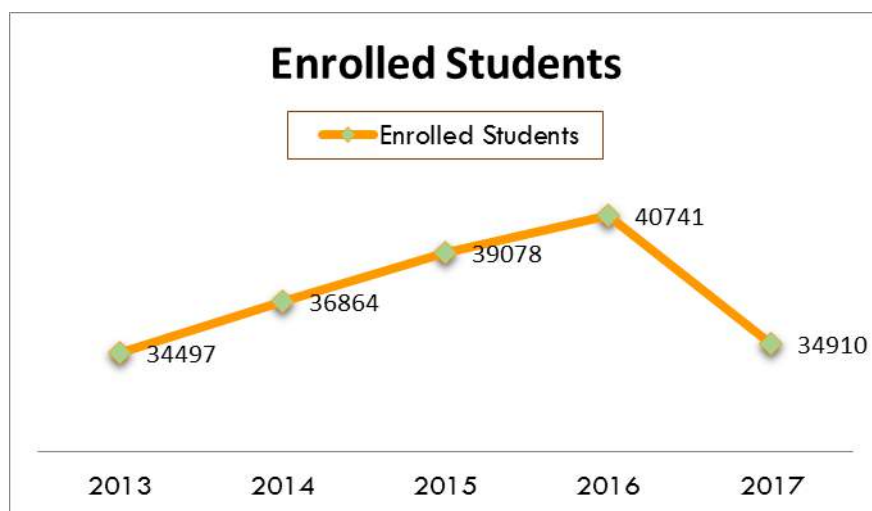
Sources of Funding	2013	2014	2015	2016	2017
State Budget	1,953,580	2,334,717	2,428,676	2,515,537.00	2,209,610
Current Budget	1,661,080	1,904,428	2,080,169	2,171,877.00	2,070,950
Wages fund	1,204,717	1,354,474	1,507,543	1,623,835.00	1,622,890
Current expenses	456,363	549,954	572,626	548,042.00	448,061
Investments	292,500	430,289	348,507	343,660.00	138,660
Donations	312,188	301,819	396,982	415,499.00	265,795
Credits				60,000.00	
Own Revenue	496,195	567,546	553,895	564,394.00	506,182
Public-private Patnership (PPP)		154,000			
Total	2,761,963	3,358,082	3,379,553	3,495,430.00	2,981,587

Graphic 1: Numbers of Candidates and Vacancies, 2013-2017



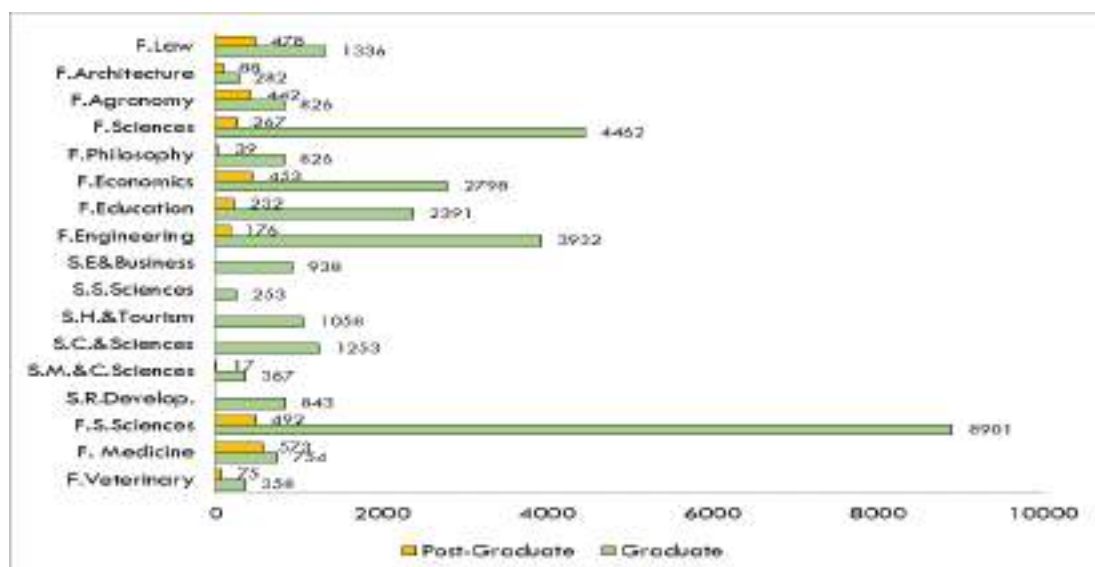
Source: Pedagogical Directorate

Graphic 2: Evolution of Numbers of Enrolled Students, 2013-2017



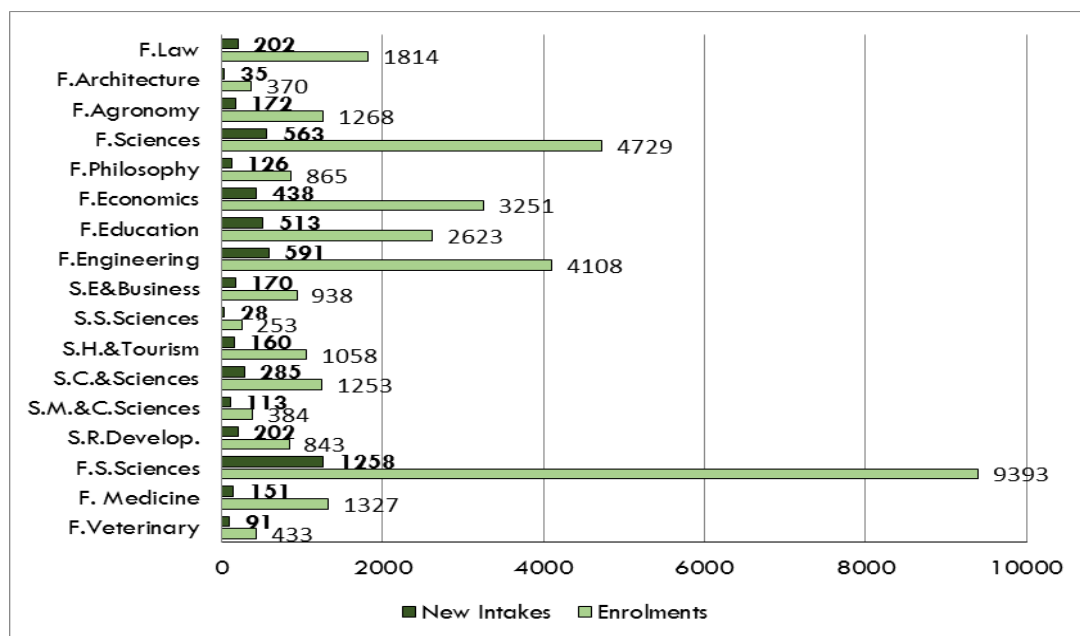
Source: Academic Registry Directorate

Graphic 3: Number of Enrolled Students by Faculty School



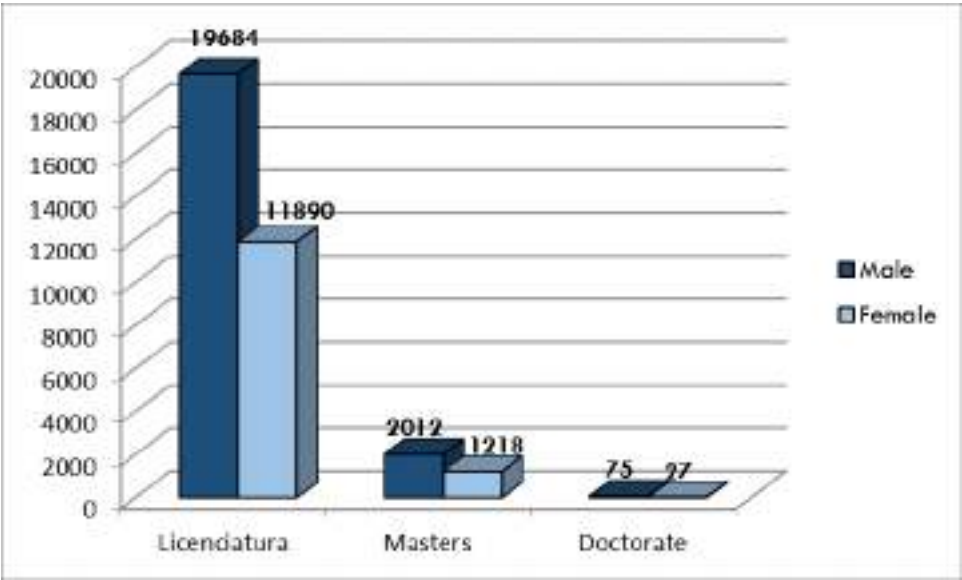
Source: Academic Registry Directorate

Graphic 4: Numbers of Enrolled and New Intakes Students by Faculty /School



Source: Academic Registry Directorate

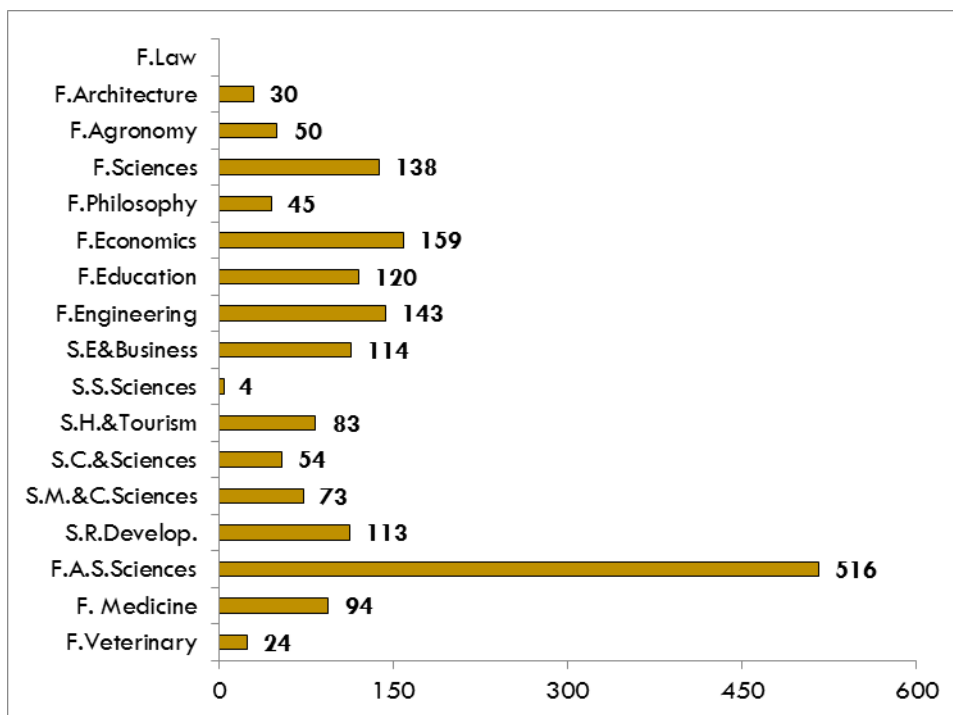
Graphic 5: Numbers of Enrolled Students by Academic Degree and Gender



Source: Academic Registry Directorate

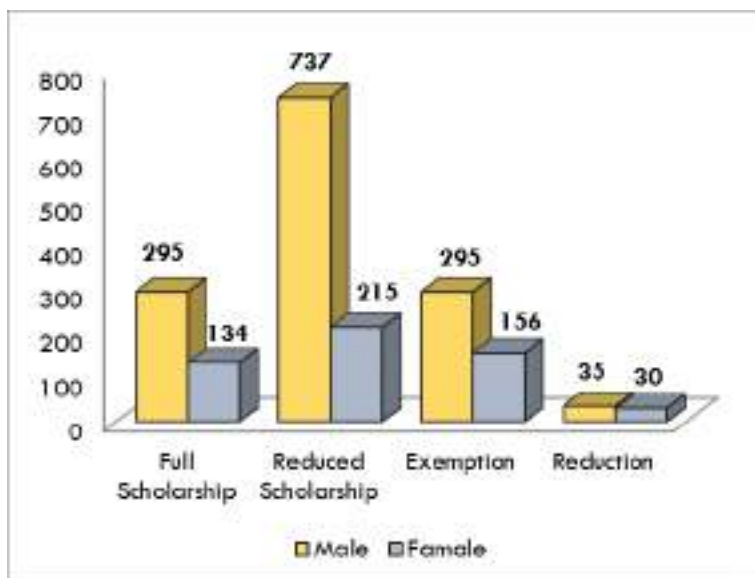
Graphic 6: Numbers of Graduates Students by Faculty/School





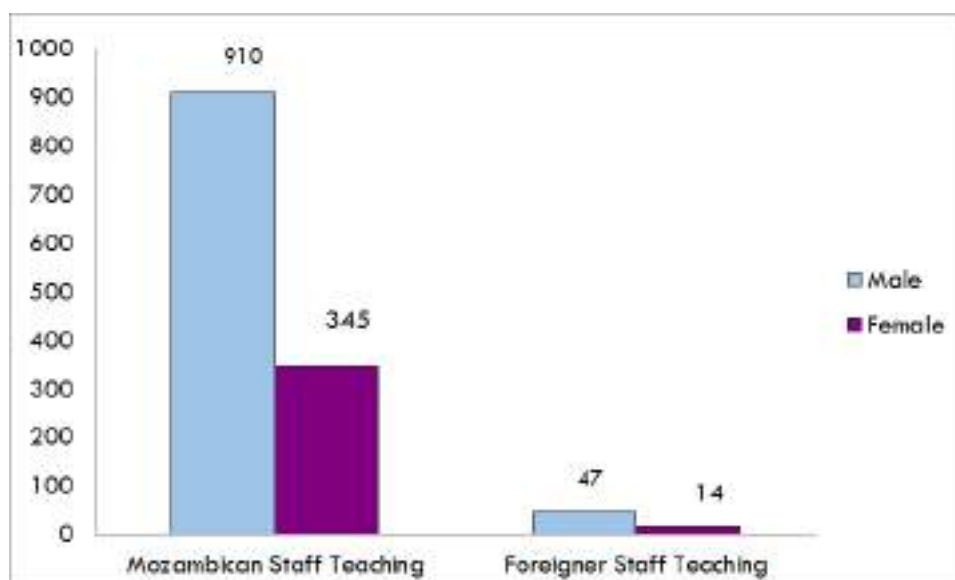
Source: Academic Registry Directorate

Graphic 7: Numbers of Students with Scholarship by Types of Scholarship and Fees



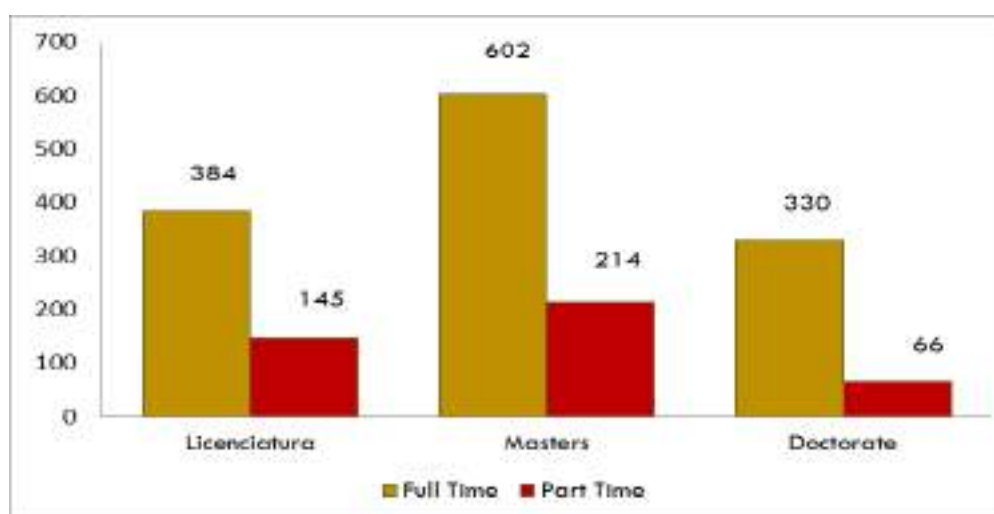
Source: Academic Registry Directorate

Graphic 8: Numbers of Full- Time Teaching Staff by Nationality and Gender



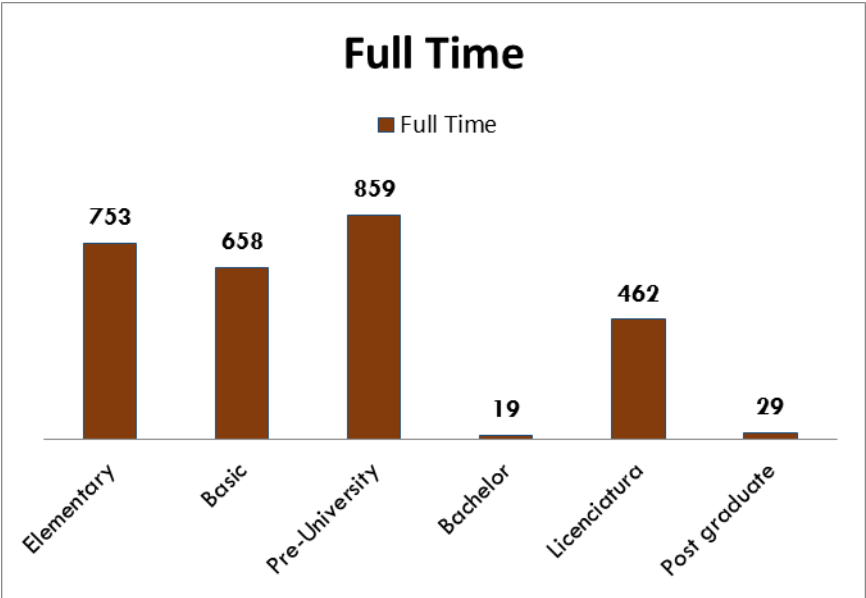
Source: Human Resources Directorate

Graphic 9: Numbers of Teaching Staff by contractual regime and academic degree



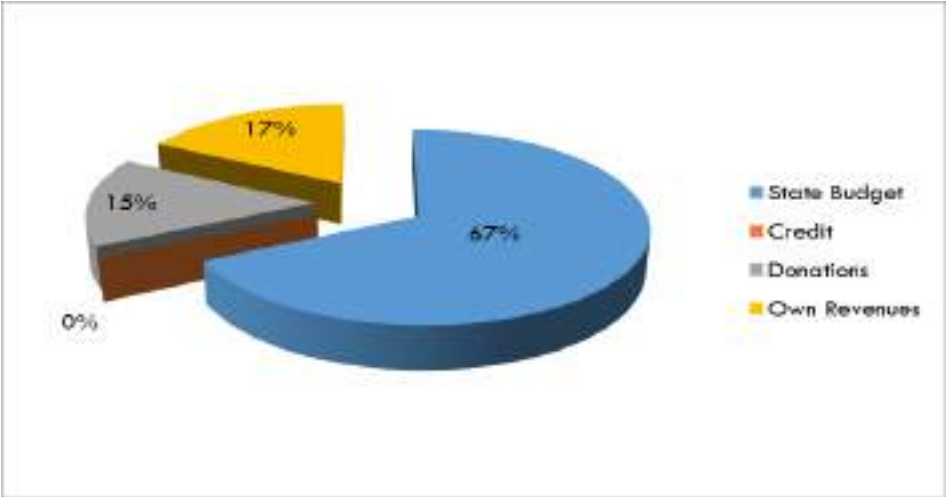
Source: Human Resources Directorate

Graphic 10: Numbers of CTA by Contractual Regime and Academic Degree



Source: Human Resources Directorate

Graphic 11: UEM Budget by Source of Funding



Source: Finances Directorate

## 10. SOURCES OF INFORMATION

UEM - Relatório Final (Mapas de Exames de Admissão)– Direcção Pedagógica)

UEM - Direcção de Recursos Humanos

UEM - Direcção de Registo Académico

UEM - Direcção de Finanças